

AUSTRIA CECE HTX(EUR)

ISIN: AT0000726435 WKN: -

Overview

2024/05/29 17:12:00

Price

5,574.42 EURDifference  -0.95% (-53.68)

General attributes

ISIN	AT0000726435
Symbol	-
Country	Hungary
Instruments in index	8
Type of index	Price Index
Security type	Index

Market data





Open	5,616.55 EUR
High	5,667.81 EUR
Low	5,570.13 EUR
Close (prev. day)	5,628.10 EUR
Trading volume (m)	-
Volume (pcs)	-

Top 5

Name 	Price	+ - (%)	Trend 
ANY SECURI...	4,290.00	+2.14	
4IG NYILVA...	804.00	+1.39	
MASTERPLAS...	2,990.00	+1.01	
MAGYAR TEL...	997.00	+0.81	
OPUS GLOBA...	388.00	+0.52	

Intraday 1w 1m 6m 1y 3y

Flop 5

Name 	Price	+ - (%)	Trend 
RICHTER GE...	9,140.00	-1.56	
OTP BANK P...	17,510.00	-0.06	

Intraday 1w 1m 6m 1y 3y

5y





Information about previous performance does not guarantee future performance.

Source: FactSet

Recent research

on market

Date	Headline	Download 
2024/05/29	 CEE Special Report Prosperity Index. Assessing e...	
2024/05/27	 GDP in Croatia, flash inflation estimates	
2024/05/23	 Corporate Credit Monitor CEE	
2024/05/23	 Corporate Credit Monitor CEE (DE)	
2024/05/21	 End of the monetary easing cycle approaching	

Futures and Options

Related Futures -

Related Options -

Details

2024/05/29 17:12:00

Price

5,574.42 EURDifference  -0.95% (-53.68)

General attributes

ISIN AT0000726435

Symbol -

Country Hungary

Security type Index

Instruments in index 8

Market data

Open 5,616.55 EUR

High 5,667.81 EUR

Low 5,570.13 EUR

Close (prev. day) 5,628.10 EUR

Trading volume (m) -

Volume (pcs) -

Performance and Risk

	6m	1y	3y
Perf (%)	+15.39%	+40.36%	+29.27%
Perf (abs.)	+750.71	+1,618.48	+1,274.27
Beta	-	-	-
Volatility	13.95	15.46	24.48



Information about previous performance does not guarantee future performance.
Source: FactSet

Price data

Ø price 5 days Ø volume 5 days (pcs.)	5,650.14 EUR (0)
Ø price 30 days Ø volume 30 days (pcs.)	5,580.47 EUR (0)
Ø price 100 days Ø volume 100 days (pcs.)	5,450.95 EUR (0)
Ø price 250 days Ø volume 250 days (pcs.)	4,946.39 EUR (0)
YTD High date	5,748.23 EUR (2024/05/14)
YTD Low date	5,049.03 EUR (2024/01/02)
52 Weeks High date	5,748.23 EUR (2024/05/14)
52 Weeks Low date	3,942.27 EUR (2023/07/07)

Composition

Name  ISIN	Price	Diff %  Diff +/-	Performance 	Date Time	Turnover Pc.  Turnover Money 
4IG NYILVANOSAN MUKODO RE... HU0000167788	804.00	1.39% 11.00		24/05/29 17:05:20	82,960 66,390,402.00
ANY SECURITY PRINTING COM... HU0000093257	4,290.00	2.14% 90.00		24/05/29 17:05:19	118,304 502,778,010.00
MAGYAR TELEKOM TELECOMMUN... HU0000073507	997.00	0.81% 8.00		24/05/29 17:06:10	787,781 785,816,468.00
MASTERPLAST SHARE HUF100 HU0000093943	2,990.00	1.01% 30.00		24/05/29 16:49:39	15,098 44,731,890.00
MOL HUNGARIAN OIL & GAS P... HU0000153937	2,802.00	0.43% 12.00		24/05/29 17:07:56	429,094 1,204,071,426.00
OPUS GLOBAL NYRT HU0000110226	388.00	0.52% 2.00		24/05/29 17:11:36	177,376 68,564,463.00
OTP BANK PLC HU0000061726	17,510.00	-0.06% -10.00		24/05/29 17:11:23	263,713 4,627,267,990.00
RICHTER GEDEON VEGYESZETI... HU0000123096	9,140.00	-1.56% -145.00		24/05/29 17:05:12	322,749 2,977,230,685.00