

## AUSTRIA CECE HTX(EUR)

ISIN: **AT0000726435** WKN: -

## Overview

2024/04/23 11:16:19

Price

**5,389.91** EURDifference  0.82% (43.70)

## General attributes

ISIN AT0000726435

Symbol -








Country Hungary

Instruments in index 8

Type of index Price Index

Security type Index

## Top 5

Name 	Price	+ - (%)	Trend 
RICHTER GE...	8,900.00	+2.89	
ANY SECURI...	3,630.00	+2.25	
OTP BANK P...	17,200.00	+0.85	
OPUS GLOBA...	401.00	+0.25	
MAGYAR TEL...	940.00	+0.21	

Intraday 1w 1m 6m 1y 3y

## Flop 5








Name 	Price	+ - (%)	Trend 
MASTERPLAS...	3,010.00	-1.95	
MOL	2,950.00	-1.01	
HUNGAR...			
4IG NYILVA...	806.00	-0.74	

Intraday 1w 1m 6m 1y 3y



Information about previous performance does not guarantee future performance.  
Source: FactSet

## Recent research

on market			Download
Date	Headline		
2024/04/23	 CEE Special Report   Strong growth in CEE economie...		
2024/04/21	 Hungarian central bank to cut rates further		
2024/04/18	 CEE corporate bond rally		
2024/04/18	 Die Rally bei CEE-Corporate Bonds		
2024/04/15	 Parliamentary elections in Croatia		



**More information on countries & regions**

**➤ Markets by Region**

## Details

2024/04/23 11:16:19

Price

**5,389.91** EUR

Difference



0.82% (43.70)

## General attributes

ISIN AT0000726435

Symbol -

Country Hungary

Security type Index

Instruments in index 8

## Market data

Open 5,344.18 EUR

High 5,398.17 EUR

Low 5,343.76 EUR

Close (prev. day) 5,346.21 EUR

Trading volume (m) -

Volume (pcs) -

## Performance and Risk

	6m	1y	3y
Perf (%)	+12.11%	+41.40%	+34.10%
Perf (abs.)	+577.37	+1,565.39	+1,359.41
Beta	-	-	-
Volatility	14.73	15.57	24.54



Information about previous performance does not guarantee future performance.

Source: FactSet

## Price data

Ø price 5 days   Ø volume 5 days (pcs.)	5,374.91 EUR (0)
Ø price 30 days   Ø volume 30 days (pcs.)	5,412.65 EUR (0)
Ø price 100 days   Ø volume 100 days (pcs.)	5,309.74 EUR (0)
Ø price 250 days   Ø volume 250 days (pcs.)	4,780.83 EUR (0)
YTD High   date	5,599.88 EUR (2024/04/10)
YTD Low   date	5,049.03 EUR (2024/01/02)
52 Weeks High   date	5,599.88 EUR (2024/04/10)
52 Weeks Low   date	3,709.47 EUR (2023/04/25)

## Composition

Name  ISIN	Price	Diff %  Diff +/-	Performance 	Date Time	Turnover Pc.  Turnover Money 
4IG NYILVANOSAN MUKODO RE... HU0000167788	806.00	-0.74% -6.00		24/04/23 11:16:19	1,566 1,269,316.00
ANY SECURITY PRINTING COM... HU0000093257	3,630.00	2.25% 80.00	█	24/04/23 10:55:08	8,116 29,128,770.00
MAGYAR TELEKOM TELECOMMUN... HU0000073507	940.00	0.21% 2.00		24/04/23 11:11:54	147,423 138,744,918.00
MASTERPLAST SHARE HUF100 HU0000093943	3,010.00	-1.95% -60.00		24/04/23 10:40:33	151 454,570.00
MOL HUNGARIAN OIL & GAS P... HU0000153937	2,950.00	-1.01% -30.00		24/04/23 11:11:30	223,946 662,942,654.00
OPUS GLOBAL NYRT HU0000110226	401.00	0.25% 1.00		24/04/23 11:12:09	39,494 15,862,154.00
OTP BANK PLC HU0000061726	17,200.00	0.85% 145.00	█	24/04/23 11:16:05	83,855 1,439,455,220.00
RICHTER GEDEON VEGYESZETI... HU0000123096	8,900.00	2.89% 250.00	█	24/04/23 11:16:20	80,477 704,791,145.00