

## AUSTRIA CECE HTX(EUR)

ISIN: AT0000726435 WKN: -

## Overview

2024/04/18 11:28:59

Price

**5,424.02** EURDifference  -0.02% (-0.95)

## General attributes

ISIN AT0000726435

Symbol -

Country Hungary

Instruments in index 8

Type of index Price Index

Security type Index

## Market data

Open 5,447.28 EUR

High 5,471.50 EUR

Low 5,416.96 EUR

Close (prev. day) 5,424.97 EUR

Trading volume (m) -







Volume (pcs) -

## Top 5

Name 	Price	+ - (%)	Trend 
MASTERPLAS...	3,070.00	+0.33	
MOL HUNGAR...	3,034.00	+0.26	
OPUS GLOBA...	395.00	+0.25	
4IG NYILVA...	816.00	+0.12	

Intraday **1w** 1m 6m 1y 3y

## Flop 5

Name 	Price	+ - (%)	Trend 
ANY SECURI...	3,520.00	-0.85	
OTP BANK P...	17,130.00	-0.46	
MAGYAR TEL...	922.00	-0.32	
RICHTER	9,045.00	-0.11	

5y



Information about previous performance does not guarantee future performance.

Source: FactSet

## Recent research

on market		
Date	Headline	Download
2024/04/15	 Parliamentary elections in Croatia	
2024/04/11	 Less aggressive monetary easing to come	
2024/04/11	 Inflation slowed to 3.6% y/y in March	
2024/04/08	 Inflation numbers and Serbia's central bank meetin...	
2024/04/05	 Volume of retail sales slightly increased in Febru...	

GE...

Intraday 1w 1m 6m 1y 3y

**Futures and Options**

Related Futures -

Related Options -

## Details

2024/04/18 11:28:59

Price

**5,424.02** EUR

Difference

**-0.02%** (-0.95)

## General attributes

ISIN AT0000726435

Symbol -

Country Hungary

Security type Index

Instruments in index 8

## Market data

Open 5,447.28 EUR

High 5,471.50 EUR

Low 5,416.96 EUR

Close (prev. day) 5,424.97 EUR

Trading volume (m) -

Volume (pcs) -

## Performance and Risk

	6m	1y	3y
Perf (%)	+13.10%	+43.03%	+34.62%
Perf (abs.)	+628.42	+1,632.08	+1,395.21
Beta	-	-	-
Volatility	14.68	15.98	24.51



Information about previous performance does not guarantee future performance.

Source: FactSet

## Price data

Ø price 5 days   Ø volume 5 days (pcs.)	5,475.16 EUR (0)
Ø price 30 days   Ø volume 30 days (pcs.)	5,418.47 EUR (0)
Ø price 100 days   Ø volume 100 days (pcs.)	5,294.98 EUR (0)
Ø price 250 days   Ø volume 250 days (pcs.)	4,763.51 EUR (0)
YTD High   date	5,599.88 EUR (2024/04/10)
YTD Low   date	5,049.03 EUR (2024/01/02)
52 Weeks High   date	5,599.88 EUR (2024/04/10)
52 Weeks Low   date	3,680.13 EUR (2023/04/20)

## Composition

Name  ISIN	Price	Diff %  Diff +/-	Performance 	Date Time	Turnover Pc.  Turnover Money 
4IG NYILVANOSAN MUKODO RE... HU0000167788	816.00	0.12% 1.00		24/04/18 11:11:46	4,250 3,465,063.00
ANY SECURITY PRINTING COM... HU0000093257	3,520.00	-0.85% -30.00		24/04/18 11:21:25	2,166 7,685,860.00
MAGYAR TELEKOM TELECOMMUN... HU0000073507	922.00	-0.32% -3.00		24/04/18 11:10:27	49,406 45,708,338.00
MASTERPLAST SHARE HUF100 HU0000093943	3,070.00	0.33% 10.00		24/04/18 11:08:52	554 1,696,280.00
MOL HUNGARIAN OIL & GAS P... HU0000153937	3,034.00	0.26% 8.00		24/04/18 11:25:14	143,182 432,857,156.00
OPUS GLOBAL NYRT HU0000110226	395.00	0.25% 1.00		24/04/18 11:21:55	33,873 13,378,625.00
OTP BANK PLC HU0000061726	17,130.00	-0.46% -80.00		24/04/18 11:28:59	79,116 1,360,413,605.00
RICHTER GEDEON VEGYESZETI... HU0000123096	9,045.00	-0.11% -10.00		24/04/18 11:26:24	24,689 223,714,550.00