

## AUSTRIA CECE HTX(EUR)

ISIN: AT0000726435 WKN: -

## Overview

2024/04/17 17:10:00

Price

**5,428.68** EURDifference  1.27% (67.84)





## General attributes

ISIN	AT0000726435
Symbol	-
Country	Hungary
Instruments in index	8
Type of index	Price Index
Security type	Index

## Market data

Open	5,366.88 EUR
High	5,486.41 EUR
Low	5,366.29 EUR
Close (prev. day)	5,360.84 EUR
Trading volume (m)	-
Volume (pcs)	-

## Top 5

Name 	Price	+ - (%)	Trend 
MOL HUNGAR...	3,026.00	+1.95	
OTP BANK P...	17,210.00	+1.06	
OPUS GLOBA...	394.00	+1.03	
MAGYAR TEL...	925.00	+0.98	
4IG NYILVA...	815.00	+0.74	

Intraday 1w 1m 6m 1y 3y

## Flop 5

Name 	Price	+ - (%)	Trend 
MASTERPLAS...	3,060.00	-1.29	

Intraday 1w 1m 6m 1y 3y

5y



Information about previous performance does not guarantee future performance.

Source: FactSet

## Recent research

on market		
Date	Headline	Download
2024/04/15	 Parliamentary elections in Croatia	
2024/04/11	 Less aggressive monetary easing to come	
2024/04/11	 Inflation slowed to 3.6% y/y in March	
2024/04/08	 Inflation numbers and Serbia's central bank meetin...	
2024/04/05	 Volume of retail sales slightly increased in Febru...	

**Futures and Options**

**Related Futures** -

**Related Options** -

## Details

2024/04/17 17:10:00

Price

**5,428.68** EUR

Difference



1.27% (67.84)

## General attributes

ISIN AT0000726435

Symbol -

Country Hungary

Security type Index

Instruments in index 8

## Market data

Open 5,366.88 EUR

High 5,486.41 EUR

Low 5,366.29 EUR

Close (prev. day) 5,360.84 EUR

Trading volume (m) -

Volume (pcs) -

## Performance and Risk

	6m	1y	3y
Perf (%)	+13.78%	+43.59%	+33.03%
Perf (abs.)	+649.07	+1,627.30	+1,331.08
Beta	-	-	-
Volatility	14.59	15.94	24.52



Information about previous performance does not guarantee future performance.

Source: FactSet

## Price data

Ø price 5 days   Ø volume 5 days (pcs.)	5,502.87 EUR (0)
Ø price 30 days   Ø volume 30 days (pcs.)	5,417.61 EUR (0)
Ø price 100 days   Ø volume 100 days (pcs.)	5,289.10 EUR (0)
Ø price 250 days   Ø volume 250 days (pcs.)	4,757.33 EUR (0)
YTD High   date	5,599.88 EUR (2024/04/10)
YTD Low   date	5,049.03 EUR (2024/01/02)
52 Weeks High   date	5,599.88 EUR (2024/04/10)
52 Weeks Low   date	3,680.13 EUR (2023/04/20)

## Composition

Name  ISIN	Price	Diff %  Diff +/-	Performance 	Date Time	Turnover Pc.  Turnover Money 
4IG NYILVANOSAN MUKODO RE... HU0000167788	815.00	0.74% 6.00		24/04/17 17:05:19	42,957 34,906,008.00
ANY SECURITY PRINTING COM... HU0000093257	3,550.00	0.28% 10.00		24/04/17 17:05:29	22,132 77,762,210.00
MAGYAR TELEKOM TELECOMMUN... HU0000073507	925.00	0.98% 9.00		24/04/17 17:05:14	222,811 206,681,238.00
MASTERPLAST SHARE HUF100 HU0000093943	3,060.00	-1.29% -40.00		24/04/17 16:51:05	1,863 5,734,740.00
MOL HUNGARIAN OIL & GAS P... HU0000153937	3,026.00	1.95% 58.00		24/04/17 17:05:21	344,069 1,038,856,002.00
OPUS GLOBAL NYRT HU0000110226	394.00	1.03% 4.00		24/04/17 17:05:26	126,277 49,477,643.00
OTP BANK PLC HU0000061726	17,210.00	1.06% 180.00		24/04/17 17:05:07	405,387 7,004,701,485.00
RICHTER GEDEON VEGYESZETI... HU0000123096	9,055.00	0.22% 20.00		24/04/17 17:06:20	371,665 3,363,359,610.00