

AUSTRIA CECE HTX(EUR)

ISIN: AT0000726435 WKN: -

Overview

2023/09/29 17:45:00

Price

4,638.31 EUR

Difference  1.84% (83.77)

General attributes

ISIN AT0000726435

Symbol -

Country Hungary

Instruments in index 8

Type of index Price Index

Security type Index

Market data

Open 4,584.15 EUR

High 4,648.77 EUR






Low 4,566.23 EUR

Close (prev. day) 4,554.54 EUR

Trading volume (m) -

Volume (pcs) -

Top 5

Name 	Price	+ - (%)	Trend 
OPUS GLOBA...	367.50	+3.96	
OTP BANK P...	13,300.00	+2.23	
MOL HUNGAR...	2,794.00	+0.50	

Intraday 1w 1m 6m 1y 3y

Flop 5

Name 	Price	+ - (%)	Trend 
4IG NYILVA...	840.00	-1.75	
MAGYAR TEL...	540.00	-0.74	
RICHTER GE...	8,915.00	-0.67	
MASTERPLAS...	2,720.00	-0.55	

Intraday 1w 1m 6m 1y 3y

5y




Information about previous performance does not guarantee future performance.

Source: FactSet

Recent research

on market

Date	Headline	Download
2023/09/29	 Global Strategy 4Q 2023	
2023/09/28	 CEE Special Report Explanatory and Predictive Yi...	
2023/09/26	 Monetary policy steps into a new phase in Hungary	
2023/09/26	 Waiting for the details	
2023/09/26	 Global Strategy 4Q 2023	

Futures and Options

Related Futures -

Related Options -

Details

2023/09/29 17:45:00

Price

4,638.31 EURDifference  1.84% (83.77)

General attributes

ISIN AT0000726435

Symbol -

Country Hungary

Security type Index

Instruments in index 8

Market data

Open 4,584.15 EUR

High 4,648.77 EUR

Low 4,566.23 EUR

Close (prev. day) 4,554.54 EUR

Trading volume (m) -

Volume (pcs) -

Performance and Risk

	6m	1y	3y
Perf (%)	+29.71%	+62.84%	+49.13%
Perf (abs.)	+1,062.53	+1,789.95	+1,528.04
Beta	-	-	-
Volatility	17.76	21.86	24.97



Information about previous performance does not guarantee future performance.
Source: FactSet

Price data

Ø price 5 days Ø volume 5 days (pcs.)	4,587.55 EUR (0)
Ø price 30 days Ø volume 30 days (pcs.)	4,634.40 EUR (0)
Ø price 100 days Ø volume 100 days (pcs.)	4,302.41 EUR (0)
Ø price 250 days Ø volume 250 days (pcs.)	3,859.11 EUR (0)
YTD High date	4,818.65 EUR (2023/09/18)
YTD Low date	3,212.22 EUR (2023/03/20)
52 Weeks High date	4,818.65 EUR (2023/09/18)
52 Weeks Low date	2,850.05 EUR (2022/09/30)

Composition

Name  ISIN	Price	Diff %  Diff +/-	Performance 	Date Time	Turnover Pc.  Turnover Money 
4IG NYILVANOSAN MUKODO RE... HU0000167788	840.00	-1.75% -15.00		23/09/29 17:20:00	65,462 55,448,544.00
ALTEO ENERGIASZOLGALTATO ... HU0000155726	2,850.00	0.00% 0.00		23/09/29 17:20:00	2,407 6,802,440.00
MAGYAR TELEKOM TELECOMMUN... HU0000073507	540.00	-0.74% -4.00		23/09/29 17:19:59	404,975 219,546,131.00
MASTERPLAST SHARE HUF100 HU0000093943	2,720.00	-0.55% -15.00		23/09/29 17:20:00	681 1,856,520.00
MOL HUNGARIAN OIL & GAS P... HU0000153937	2,794.00	0.50% 14.00		23/09/29 17:19:59	684,105 1,904,716,296.00
OPUS GLOBAL NYRT HU0000110226	367.50	3.96% 14.00	■	23/09/29 17:20:00	1,270,719 459,882,064.00
OTP BANK PLC HU0000061726	13,300.00	2.23% 290.00	■	23/09/29 17:20:00	483,154 6,419,616,560.00
RICHTER GEDEON VEGYESZETI... HU0000123096	8,915.00	-0.67% -60.00		23/09/29 17:19:59	204,609 1,828,755,510.00