

AUSTRIA CECE HTX(EUR)

ISIN: AT0000726435 WKN: -

Overview

2023/06/07 17:45:00

Price

4,068.31 EURDifference  -0.39% (-15.81)






General attributes

ISIN	AT0000726435
Symbol	-
Country	Hungary
Instruments in index	8
Type of index	Price Index
Security type	Index

Market data

Open	4,079.63 EUR
High	4,079.63 EUR
Low	4,024.96 EUR
Close (prev. day)	4,084.12 EUR
Trading volume (m)	-
Volume (pcs)	-

Top 5

Name 	Price	+ - (%)	Trend 
ALTEO ENER...	2,700.00	+1.50	
OTP BANK P...	11,150.00	+1.36	
MOL HUNGAR...	2,986.00	+0.47	

Intraday **1w** 1m 6m 1y 3y

Flop 5

Name 	Price	+ - (%)	Trend 
RICHTER GE...	8,540.00	-2.79	
OPUS GLOBA...	102.40	-1.54	
MAGYAR TEL...	410.50	-0.61	
4IG NYILVA...	653.00	-0.31	
MASTERPLAS...	2,430.00	-0.21	

5y



Information about previous performance does not guarantee future performance.

Source: FactSet

Recent research

on market		
Date	Headline	Download
2023/06/07	 Industry surprised to the downside in April	
2023/06/07	 CEE Baltics Slow growth and lower inflation	
2023/06/06	 Retail sales figures surprised to the downside	
2023/06/05	 REPower EU	
2023/06/05	 A lot ahead: GDPs, central banks, industry and ret...	

Intraday 1w 1m 6m 1y 3y

Futures and Options

Related Futures -

Related Options -

Details

2023/06/07 17:45:00

Price

4,068.31 EURDifference  -0.39% (-15.81)

General attributes

ISIN AT0000726435

Symbol -

Country Hungary

Security type Index

Instruments in index 8

Market data

Open 4,079.63 EUR

High 4,079.63 EUR

Low 4,024.96 EUR

Close (prev. day) 4,084.12 EUR

Trading volume (m) -

Volume (pcs) -

Performance and Risk

	6m	1y	3y
Perf (%)	+18.64%	+16.85%	+7.46%
Perf (abs.)	+639.26	+586.61	+282.58
Beta	-	-	-
Volatility	22.39	25.68	25.07




Information about previous performance does not guarantee future performance.

Source: FactSet

Price data

Ø price 5 days Ø volume 5 days (pcs.)	4,041.50 EUR (0)
Ø price 30 days Ø volume 30 days (pcs.)	3,942.97 EUR (0)
Ø price 100 days Ø volume 100 days (pcs.)	3,764.27 EUR (0)
Ø price 250 days Ø volume 250 days (pcs.)	3,506.59 EUR (0)
YTD High date	4,088.17 EUR (2023/06/06)
YTD Low date	3,212.22 EUR (2023/03/20)
52 Weeks High date	4,088.17 EUR (2023/06/06)
52 Weeks Low date	2,843.89 EUR (2022/09/29)

Composition

Name  ISIN	Price	Diff %  Diff +/-	Performance 	Date Time	Turnover Pc.  Turnover Money 
4IG NYILVANOSAN MUKODO RE... HU0000167788	653.00	-0.31% -2.00		23/06/07 17:20:00	15,249 9,932,426.00
ALTEO ENERGIASZOLGALTATO ... HU0000155726	2,700.00	1.50% 40.00		23/06/07 17:20:00	3,615 9,677,340.00
MAGYAR TELEKOM TELECOMMUN... HU0000073507	410.50	-0.61% -2.50		23/06/07 17:20:00	464,825 190,271,795.00
MASTERPLAST SHARE HUF100 HU0000093943	2,430.00	-0.21% -5.00		23/06/07 17:20:02	1,009 2,468,470.00
MOL HUNGARIAN OIL & GAS P... HU0000153937	2,986.00	0.47% 14.00		23/06/07 17:20:00	1,053,887 3,145,064,518.00
OPUS GLOBAL NYRT HU0000110226	102.40	-1.54% -1.60		23/06/07 17:20:00	186,796 19,266,934.00
OTP BANK PLC HU0000061726	11,150.00	1.36% 150.00		23/06/07 17:20:02	561,801 6,220,423,460.00
RICHTER GEDEON VEGYESZETI... HU0000123096	8,540.00	-2.79% -245.00		23/06/07 17:20:00	254,371 2,163,689,920.00