

# AUSTRIA CECE PTX(EUR)

ISIN: **AT0000726450** WKN: -

## Overview

2024/09/13 17:45:00

Price

**1,133.70** EUR

Difference  1.95% (21.69)

### General attributes

ISIN AT0000726450

Symbol -

Country Poland

Instruments in index 12

Type of index Price Index

Security type Index













More information on countries & regions

[➤ Markets by Region](#)



Information about previous performance does not guarantee future performance.  
Source: FactSet

### Recent research

on market		
Date	Headline	Download
2024/09/13	 CEE   Germany's underperformance is sneaking into ...	
2024/09/12	 Poland   Growth momentum continues while inflation...	
2024/09/08	 Will Croatia see a rating upgrade?	
2024/09/04	 No change of the key rate from the MPC	
2024/09/02	 More 2Q24 GDP structure and monthly data on 3Q24 p...	

## Details

2024/09/13 17:45:00

Price

**1,133.70** EUR

Difference



1.95% (21.69)

## General attributes

ISIN AT0000726450

Symbol -

Country Poland

Security type Index

Instruments in index 12

## Market data

Open 1,111.95 EUR

High 1,136.74 EUR

Low 1,111.95 EUR

Close (prev. day) 1,112.01 EUR

Trading volume (m) -

Volume (pcs) -

## Performance and Risk

	6m	1y	3y
Perf (%)	-2.79%	+29.80%	+3.85%
Perf (abs.)	-32.58	+260.26	+42.06
Beta	-	-	-
Volatility	23.78	23.82	28.86



5y

Information about previous performance does not guarantee future performance.

Source: FactSet

## Price data

Ø price 5 days   Ø volume 5 days (pcs.)	1,119.53 EUR (0)
Ø price 30 days   Ø volume 30 days (pcs.)	1,141.78 EUR (0)
Ø price 100 days   Ø volume 100 days (pcs.)	1,186.63 EUR (0)
Ø price 250 days   Ø volume 250 days (pcs.)	1,125.94 EUR (0)
YTD High   date	1,271.53 EUR (2024/05/20)
YTD Low   date	1,013.33 EUR (2024/01/17)
52 Weeks High   date	1,271.53 EUR (2024/05/20)
52 Weeks Low   date	822.70 EUR (2023/10/04)

## Composition

Name  ISIN	Price	Diff %  Diff +/-	Performance 	Date Time	Turnover Pc.  Turnover Money 
ALLEGRO.EU SA LU2237380790	8.396	1.56% 0.13		24/09/13 19:31:28	- -
BANK POLSKA KASA OPIEKI S... PLPEKAO00016	35.16	2.51% 0.86		24/09/13 19:31:38	- -
CD PROJEKT S.A. PLOPTTC00011	39.48	2.12% 0.82		24/09/13 19:31:27	- -
DINO POLSKA SA PLDINPL00011	72.30	0.70% 0.50		24/09/13 21:50:06	- -
KGHM POLSKA MIEDZ SA PLKGHM000017	31.83	2.02% 0.63		24/09/13 19:31:27	- -
LPP SA PLLPP0000011	3,300.00	2.10% 68.00		24/09/13 19:31:38	- -
MBANK SA PLBRE0000012	148.10	2.99% 4.30		24/09/13 17:25:22	- -
ORLEN SA PLPKN0000018	14.198	0.07% 0.01		24/09/13 21:14:28	384 5,427.28
PGE POLSKA GRUPA ENERGETY... PLPGER000010	11.97	-% -		24/09/13 16:50:00	- -
POWSZECHNA KASA OSZCZEDNO... PLPKO0000016	13.14	3.75% 0.48		24/09/13 19:31:38	- -
POWSZECHNY ZAKLAD UBEZPIE... PLPZU0000011	11.105	1.88% 0.21		24/09/13 20:26:34	100 1,110.50
SANTANDER BANK POLSKA SA PLBZ00000044	107.70	0.51% 0.55		24/09/13 19:31:37	- -