

AUSTRIA CECE PTX(EUR)

ISIN: **AT0000726450** WKN: -

Overview

2024/07/26 17:45:00

Price

1,169.84 EUR

Difference  0.06% (0.73)

General attributes

ISIN AT0000726450

Symbol -

Country Poland

Instruments in index 12

Type of index Price Index

Security type Index

Market data

Open 1,170.31 EUR

High 1,177.18 EUR

Low 1,164.66 EUR

Close (prev. day) 1,169.11 EUR

Trading volume (m) -

Volume (pcs) -

Futures and Options







Related Futures -

Related Options -



Information about previous performance does not guarantee future performance.
Source: FactSet

Recent research

on market		
Date	Headline	Download
2024/07/25	 CEE Special Report Can we work more for longer?	
2024/07/22	 CEE Baltics Economic performance further diver...	
2024/07/22	 Will Hungarian central bank pause or continue with...	
2024/07/18	 Western Balkan and the EU - who is ready?	
2024/07/15	 Data mix in the week to come	

Details

2024/07/26 17:45:00

Price

1,169.84 EUR

Difference



0.06% (0.73)

General attributes

ISIN AT0000726450

Symbol -

Country Poland

Security type Index

Instruments in index 12

Market data

Open 1,170.31 EUR

High 1,177.18 EUR

Low 1,164.66 EUR

Close (prev. day) 1,169.11 EUR

Trading volume (m) -

Volume (pcs) -

Performance and Risk

	6m	1y	3y
Perf (%)	+11.06%	+15.39%	+13.51%
Perf (abs.)	+116.46	+156.03	+139.23
Beta	-	-	-
Volatility	22.17	23.55	28.46




Information about previous performance does not guarantee future performance.

Source: FactSet

Price data

Ø price 5 days Ø volume 5 days (pcs.)	1,181.70 EUR (0)
Ø price 30 days Ø volume 30 days (pcs.)	1,212.50 EUR (0)
Ø price 100 days Ø volume 100 days (pcs.)	1,197.86 EUR (0)
Ø price 250 days Ø volume 250 days (pcs.)	1,091.61 EUR (0)
YTD High date	1,271.53 EUR (2024/05/20)
YTD Low date	1,013.33 EUR (2024/01/17)
52 Weeks High date	1,271.53 EUR (2024/05/20)
52 Weeks Low date	822.70 EUR (2023/10/04)

Composition

Name  ISIN	Price	Diff %  Diff +/-	Performance 	Date Time	Turnover Pc.  Turnover Money 
ALLEGRO.EU SA LU2237380790	7.946	0.63% 0.05		24/07/26 19:31:29	- -
BANK POLSKA KASA OPIEKI S... PLPEKAO00016	37.11	-0.59% -0.22		24/07/26 19:31:39	- -
CD PROJEKT S.A. PLOPTTC00011	36.01	-2.62% -0.97		24/07/26 21:43:41	72 2,622.34
DINO POLSKA SA PLDINPL00011	80.56	-2.28% -1.88		24/07/26 21:50:03	- -
KGHM POLSKA MIEDZ SA PLKGHM000017	30.31	0.23% 0.07		24/07/26 19:31:28	- -
LPP SA PLLPP0000011	3,544.00	-1.45% -52.00		24/07/26 19:31:39	- -
MBANK SA PLBRE0000012	197.80	-% -		24/07/26 16:50:00	- -
ORLEN SA PLPKN0000018	14.774	0.71% 0.10		24/07/26 19:31:30	- -
PGE POLSKA GRUPA ENERGETY... PLPGER000010	11.97	-% -		24/07/26 16:50:00	- -
POWSZECHNA KASA OSZCZEDNO... PLPKO0000016	13.625	0.11% 0.02		24/07/26 19:31:39	- -
POWSZECHNY ZAKLAD UBEZPIE... PLPZU0000011	11.13	0.50% 0.06		24/07/26 19:31:35	- -
SANTANDER BANK POLSKA SA PLBZ00000044	121.55	0.37% 0.45		24/07/26 19:31:38	- -