

AUSTRIA CECE PTX(EUR)

ISIN: **AT0000726450** WKN: -

Overview

2024/06/20 14:56:46

Price

1,189.95 EUR

Difference  **-0.29%** (-3.41)

General attributes

ISIN AT0000726450

Symbol -

Country Poland

Instruments in index 12

Type of index Price Index

Security type Index













More information on countries & regions

[➤ Markets by Region](#)



Information about previous performance does not guarantee future performance. Source: FactSet

Recent research

on market		
Date	Headline	Download
2024/06/18	 Time to spend or to save? Households' situation af...	
2024/06/17	 The last cut in Hungary for the time being	
2024/06/12	 CEE Inflation will remain a key indicator to fol...	
2024/06/10	 Is Serbia ready to cut? Inflation numbers across C...	
2024/06/07	 Poland Strong private and public consumption beh...	

Details

2024/06/20 14:56:46

Price

1,189.95 EUR

Difference

**-0.29%** (-3.41)

General attributes

ISIN AT0000726450

Symbol -

Country Poland

Security type Index

Instruments in index 12

Market data

Open 1,194.59 EUR

High 1,209.85 EUR

Low 1,187.81 EUR

Close (prev. day) 1,193.36 EUR

Trading volume (m) -

Volume (pcs) -

Performance and Risk

	6m	1y	3y
Perf (%)	+6.30%	+22.52%	+15.68%
Perf (abs.)	+70.69	+219.32	+161.78
Beta	-	-	-
Volatility	21.42	23.58	28.43



5y

Information about previous performance does not guarantee future performance.

Source: FactSet

Price data

Ø price 5 days Ø volume 5 days (pcs.)	1,162.93 EUR (0)
Ø price 30 days Ø volume 30 days (pcs.)	1,203.78 EUR (0)
Ø price 100 days Ø volume 100 days (pcs.)	1,177.60 EUR (0)
Ø price 250 days Ø volume 250 days (pcs.)	1,066.71 EUR (0)
YTD High date	1,271.53 EUR (2024/05/20)
YTD Low date	1,013.33 EUR (2024/01/17)
52 Weeks High date	1,271.53 EUR (2024/05/20)
52 Weeks Low date	822.70 EUR (2023/10/04)

Composition

Name  ISIN	Price	Diff %  Diff +/-	Performance 	Date Time	Turnover Pc.  Turnover Money 
ALLEGRO.EU SA LU2237380790	8.356	1.30% 0.11		24/06/20 14:29:06	- -
BANK POLSKA KASA OPIEKI S... PLPEKAO00016	36.72	-0.14% -0.05		24/06/20 14:29:04	- -
CD PROJEKT S.A. PLOPTTC00011	31.27	-1.20% -0.38		24/06/20 14:29:06	- -
DINO POLSKA SA PLDINPL00011	93.40	0.41% 0.38		24/06/20 14:15:07	250 21,750.00
KGHM POLSKA MIEDZ SA PLKGHM000017	32.82	0.89% 0.29		24/06/20 14:29:08	- -
LPP SA PLLPP0000011	3,872.00	-1.27% -50.00		24/06/20 14:29:07	- -
MBANK SA PLBRE0000012	135.30	-1.42% -1.95		24/06/20 14:29:07	- -
ORLEN SA PLPKN0000018	14.996	0.28% 0.04		24/06/20 14:29:07	- -
PGE POLSKA GRUPA ENERGETY... PLPGER000010	1.543	0.49% 0.01		24/06/20 14:29:06	- -
POWSZECHNA KASA OSZCZEDNO... PLPKO0000016	13.805	0.80% 0.11		24/06/20 14:29:07	- -
POWSZECHNY ZAKLAD UBEZPIE... PLPZU0000011	11.30	-1.01% -0.12		24/06/20 12:30:04	- -
SANTANDER BANK POLSKA SA PLBZ00000044	116.00	-0.51% -0.60		24/06/20 14:29:07	- -