

AUSTRIA CECE PTX(EUR)

ISIN: **AT0000726450** WKN: -

Overview

2024/05/02 17:45:00

Price

1,183.80 EUR

Difference  **-0.42%** (-5.01)

General attributes

ISIN AT0000726450

Symbol -

Country Poland

Instruments in index 12

Type of index Price Index

Security type Index













More information on countries & regions

[➤ Markets by Region](#)



Information about previous performance does not guarantee future performance.
Source: FactSet

Recent research

on market		
Date	Headline	Download
2024/04/30	 Inflation in Poland bounces up	
2024/04/29	 Focus on GDP data and central bank meeting in Czec...	
2024/04/23	 CEE Special Report Strong growth in CEE economie...	
2024/04/21	 Hungarian central bank to cut rates further	
2024/04/18	 CEE corporate bond rally	

Details

2024/05/02 17:45:00

Price

1,183.80 EURDifference  -0.42% (-5.01)

General attributes

ISIN AT0000726450

Symbol -

Country Poland

Security type Index

Instruments in index 12

Market data

Open 1,188.80 EUR

High 1,196.05 EUR

Low 1,180.99 EUR

Close (prev. day) 1,188.81 EUR

Trading volume (m) -

Volume (pcs) -

Performance and Risk

	6m	1y	3y
Perf (%)	+17.60%	+37.69%	+26.31%
Perf (abs.)	+177.16	+324.06	+246.55
Beta	-	-	-
Volatility	21.42	24.34	28.26



Information about previous performance does not guarantee future performance.

Source: FactSet

Price data

Ø price 5 days Ø volume 5 days (pcs.)	1,193.55 EUR (0)
Ø price 30 days Ø volume 30 days (pcs.)	1,185.14 EUR (0)
Ø price 100 days Ø volume 100 days (pcs.)	1,135.54 EUR (0)
Ø price 250 days Ø volume 250 days (pcs.)	1,030.72 EUR (0)
YTD High date	1,238.58 EUR (2024/04/09)
YTD Low date	1,013.33 EUR (2024/01/17)
52 Weeks High date	1,238.58 EUR (2024/04/09)
52 Weeks Low date	822.70 EUR (2023/10/04)

Composition

Name  ISIN	Price	Diff %  Diff +/-	Performance 	Date Time	Turnover Pc.  Turnover Money 
ALLEGRO.EU SA LU2237380790	7.583	-1.26% -0.10		24/05/03 16:31:25	- -
BANK POLSKA KASA OPIEKI S... PLPEKAO00016	38.59	0.29% 0.11		24/05/03 16:31:02	- -
CD PROJEKT S.A. PLOPTTC00011	26.92	-0.52% -0.14		24/05/03 16:31:23	- -
DINO POLSKA SA PLDINPL00011	89.88	0.22% 0.20		24/05/03 16:38:07	- -
KGHM POLSKA MIEDZ SA PLKGHM000017	32.04	0.13% 0.04		24/05/03 16:31:23	- -
LPP SA PLLPP0000011	3,558.00	-0.22% -8.00		24/05/03 16:31:01	- -
MBANK SA PLBRE0000012	151.25	-1.08% -1.65		24/05/03 16:26:42	- -
ORLEN SA PLPKN0000018	15.152	-1.61% -0.25		24/05/03 16:39:50	1,201 18,255.88
PGE POLSKA GRUPA ENERGETY... PLPGER000010	1.3585	0.18% 0.00		24/05/03 16:26:43	- -
POWSZECHNA KASA OSZCZEDNO... PLPKO0000016	13.69	0.04% 0.01		24/05/03 16:31:02	- -
POWSZECHNY ZAKLAD UBEZPIE... PLPZU0000011	11.765	-% -		24/05/03 16:30:17	- -
SANTANDER BANK POLSKA SA PLBZ00000044	129.05	0.35% 0.45		24/05/03 16:30:58	- -