

## AUSTRIA CECE PTX(EUR)

ISIN: **AT0000726450** WKN: -

## Overview

2024/05/02 17:45:00

Price

**1,183.80** EURDifference  -0.42% (-5.01)

## General attributes

ISIN	AT0000726450
Symbol	-
Country	Poland
Instruments in index	12
Type of index	Price Index
Security type	Index

## Market data

Open	1,188.80 EUR
High	1,196.05 EUR
Low	1,180.99 EUR
Close (prev. day)	1,188.81 EUR
Trading volume (m)	-
Volume (pcs)	-

## Futures and Options

Related Futures	-
Related Options	-













Information about previous performance does not guarantee future performance.

Source: FactSet

## Recent research

on market

Date	Headline	Download
2024/04/30	 Inflation in Poland bounces up	
2024/04/29	 Focus on GDP data and central bank meeting in Czec...	
2024/04/23	 CEE Special Report   Strong growth in CEE economie...	
2024/04/21	 Hungarian central bank to cut rates further	
2024/04/18	 CEE corporate bond rally	

## Details

2024/05/02 17:45:00

Price

**1,183.80** EURDifference  -0.42% (-5.01)

## General attributes

ISIN AT0000726450

Symbol -

Country Poland

Security type Index

Instruments in index 12

## Market data

Open 1,188.80 EUR

High 1,196.05 EUR

Low 1,180.99 EUR

Close (prev. day) 1,188.81 EUR

Trading volume (m) -

Volume (pcs) -

## Performance and Risk

	6m	1y	3y
Perf (%)	+17.60%	+37.69%	+26.31%
Perf (abs.)	+177.16	+324.06	+246.55
Beta	-	-	-
Volatility	21.42	24.34	28.26



Information about previous performance does not guarantee future performance.  
Source: FactSet

## Price data

Ø price 5 days   Ø volume 5 days (pcs.)	1,193.55 EUR (0)
Ø price 30 days   Ø volume 30 days (pcs.)	1,185.14 EUR (0)
Ø price 100 days   Ø volume 100 days (pcs.)	1,135.54 EUR (0)
Ø price 250 days   Ø volume 250 days (pcs.)	1,030.72 EUR (0)
YTD High   date	1,238.58 EUR (2024/04/09)
YTD Low   date	1,013.33 EUR (2024/01/17)
52 Weeks High   date	1,238.58 EUR (2024/04/09)
52 Weeks Low   date	822.70 EUR (2023/10/04)

## Composition

Name  ISIN	Price	Diff %  Diff +/-	Performance 	Date Time	Turnover Pc.  Turnover Money 
ALLEGRO.EU SA LU2237380790	64.74	-%		24/05/03 17:30:00	- -
BANK POLSKA KASA OPIEKI S... PLPEKAO00016	54.45	-%		24/05/03 16:50:00	- -
CD PROJEKT S.A. PLOPTTC00011	27.02	-0.99% -0.27		24/05/03 17:47:35	21 567.42
DINO POLSKA SA PLDINPL00011	89.80	0.13% 0.12		24/05/03 17:55:02	- -
KGHM POLSKA MIEDZ SA PLKGHM000017	112.85	-%		24/05/03 16:50:00	- -
LPP SA PLLPP0000011	9,010.00	-%		24/05/03 16:50:00	- -
MBANK SA PLBRE0000012	197.80	-%		24/05/03 16:50:00	- -
ORLEN SA PLPKN0000018	109.40	-%		24/05/03 16:50:00	- -
PGE POLSKA GRUPA ENERGETY... PLPGER000010	11.97	-%		24/05/03 16:50:00	- -
POWSZECHNA KASA OSZCZEDNO... PLPKO0000016	22.59	-%		24/05/03 16:50:00	- -
POWSZECHNY ZAKLAD UBEZPIE... PLPZU0000011	42.09	-%		24/05/03 16:50:00	- -
SANTANDER BANK POLSKA SA PLBZ00000044	395.55	-%		24/05/03 16:50:00	- -