

# AUSTRIA CECE PTX(EUR)

ISIN: **AT0000726450** WKN: -

## Overview

2024/04/30 17:45:00

Price

**1,188.81** EUR

Difference  **-1.57%** (-19.02)

### General attributes

ISIN AT0000726450

Symbol -

Country Poland

Instruments in index 12

Type of index Price Index

Security type Index













More information on countries & regions

[➤ Markets by Region](#)



Information about previous performance does not guarantee future performance.  
Source: FactSet

### Recent research

on market		
Date	Headline	Download
2024/04/30	 Inflation in Poland bounces up	
2024/04/29	 Focus on GDP data and central bank meeting in Czec...	
2024/04/23	 CEE Special Report   Strong growth in CEE economie...	
2024/04/21	 Hungarian central bank to cut rates further	
2024/04/18	 CEE corporate bond rally	

## Details

2024/04/30 17:45:00

Price

**1,188.81** EURDifference  -1.57% (-19.02)

## General attributes

ISIN AT0000726450

Symbol -

Country Poland

Security type Index

Instruments in index 12

## Market data

Open 1,207.67 EUR

High 1,211.30 EUR

Low 1,188.29 EUR

Close (prev. day) 1,207.83 EUR

Trading volume (m) -

Volume (pcs) -

## Performance and Risk

	6m	1y	3y
Perf (%)	+19.70%	+37.93%	+26.84%
Perf (abs.)	+195.69	+326.89	+251.56
Beta	-	-	-
Volatility	21.33	24.44	28.28



Information about previous performance does not guarantee future performance.  
Source: FactSet

## Price data

Ø price 5 days   Ø volume 5 days (pcs.)	1,190.36 EUR (0)
Ø price 30 days   Ø volume 30 days (pcs.)	1,182.48 EUR (0)
Ø price 100 days   Ø volume 100 days (pcs.)	1,134.41 EUR (0)
Ø price 250 days   Ø volume 250 days (pcs.)	1,028.81 EUR (0)
YTD High   date	1,238.58 EUR (2024/04/09)
YTD Low   date	1,013.33 EUR (2024/01/17)
52 Weeks High   date	1,238.58 EUR (2024/04/09)
52 Weeks Low   date	822.70 EUR (2023/10/04)

## Composition

Name  ISIN	Price	Diff %  Diff +/-	Performance 	Date Time	Turnover Pc.  Turnover Money 
ALLEGRO.EU SA LU2237380790	64.74	-% -		24/05/01 17:30:00	- -
BANK POLSKA KASA OPIEKI S... PLPEKAO00016	54.45	-% -		24/05/01 16:50:00	- -
CD PROJEKT S.A. PLOPTTC00011	99.00	-% -		24/05/01 16:50:00	- -
DINO POLSKA SA PLDINPL00011	77.50	-% -		24/05/01 16:50:00	- -
KGHM POLSKA MIEDZ SA PLKGHM000017	112.85	-% -		24/05/01 16:50:00	- -
LPP SA PLLPP0000011	9,010.00	-% -		24/05/01 16:50:00	- -
MBANK SA PLBRE0000012	197.80	-% -		24/05/01 16:50:00	- -
ORLEN SA PLPKN0000018	109.40	-% -		24/05/01 16:50:00	- -
PGE POLSKA GRUPA ENERGETY... PLPGER000010	11.97	-% -		24/05/01 16:50:00	- -
POWSZECHNA KASA OSZCZEDNO... PLPKO0000016	22.59	-% -		24/05/01 16:50:00	- -
POWSZECHNY ZAKLAD UBEZPIE... PLPZU0000011	42.09	-% -		24/05/01 16:50:00	- -
SANTANDER BANK POLSKA SA PLBZ00000044	395.55	-% -		24/05/01 16:50:00	- -