

AUSTRIA CECE OVERALL(EUR)

ISIN: **AT0000726476** WKN: -

Overview

2024/05/10 17:45:00

Price

2,009.09 EURDifference  -1.15% (-23.32)

General attributes








ISIN	AT0000726476
Symbol	-
Country	Czechia
Instruments in index	29
Type of index	Performance Index
Security type	Index

Top 5

Name 	Price	+ - (%)	Trend 
MOL	3,076.00	+1.18	
HUNGAR...			
RICHTER GE...	9,650.00	+0.84	
PHILIP MOR...	14,840.00	+0.82	
KOFOLA CES...	275.00	+0.73	
MASTERPLAS...	2,890.00	+0.70	

Intraday 1w 1m 6m 1y 3y

Flop 5

Name 	Price	+ - (%)	Trend 
CEZ AS	902.50	-1.15	
MONETA MON...	97.20	-0.72	
PRIMOCO UA...	855.00	-0.58	
ANY SECURI...	3,680.00	-0.54	
OTP BANK P...	18,315.00	-0.46	

Intraday 1w 1m 6m 1y 3y

Erste Group related products on underlying

Product type

products

Index/Participation Certificates

1













Information about previous performance does not guarantee future performance.

Source: FactSet

Recent research

on market

Date	Headline	Download
2024/05/10	 EU News Monthly May 2024	
2024/05/07	 Corporate Credit Monitor CEE	
2024/05/07	 Corporate Credit Monitor CEE (DE)	
2024/05/07	 Industrial developments remain volatile	
2024/05/06	 Mixed data on retail sales and industrial output	



More information on countries & regions

➤ Markets by Region

Details

2024/05/10 17:45:00

Price

2,009.09 EURDifference  -1.15% (-23.32)

General attributes

ISIN AT0000726476

Symbol -

Country Czechia

Security type Index

Instruments in index 29

Market data

Open 2,030.99 EUR

High 2,041.43 EUR

Low 2,008.25 EUR

Close (prev. day) 2,032.41 EUR

Trading volume (m) -

Volume (pcs) -

Performance and Risk

	6m	1y	3y
Perf (%)	+19.87%	+31.30%	+30.84%
Perf (abs.)	+333.08	+478.93	+473.55
Beta	-	-	-
Volatility	14.51	16.08	22.60

5y



Information about previous performance does not guarantee future performance.

Source: FactSet

Price data

Ø price 5 days Ø volume 5 days (pcs.)	2,016.09 EUR (0)
Ø price 30 days Ø volume 30 days (pcs.)	1,957.75 EUR (0)
Ø price 100 days Ø volume 100 days (pcs.)	1,875.65 EUR (0)
Ø price 250 days Ø volume 250 days (pcs.)	1,724.30 EUR (0)
YTD High date	2,041.43 EUR (2024/05/10)
YTD Low date	1,743.23 EUR (2024/01/17)
52 Weeks High date	2,041.43 EUR (2024/05/10)
52 Weeks Low date	1,472.04 EUR (2023/10/04)

Erste Group related products on underlying

Product type	# products
Index/Participation Certificates	1

Composition

Name  ISIN	Price	Diff %  Diff +/-	Performance 	Date Time	Turnover Pc.  Turnover Money 
4IG NYILVANOSAN MUKODO RE... HU0000167788	805.00	0.00% 0.00		24/05/10 17:19:59	103,432 82,832,842.00
ALLEGRO.EU SA LU2237380790	8.437	1.81% 0.15		24/05/10 19:31:35	- -
ANY SECURITY PRINTING COM... HU0000093257	3,680.00	-0.54% -20.00		24/05/10 17:19:59	13,104 48,637,640.00
BANK POLSKA KASA OPIEKI S... PLPEKAO00016	37.93	-4.07% -1.61		24/05/10 19:31:22	- -
CD PROJEKT S.A. PLOPTTC00011	30.29	-0.69% -0.21		24/05/10 19:46:00	2,060 63,195.94
CEZ AS CZ0005112300	902.50	-1.15% -10.50		24/05/10 16:16:14	253,223 231,073,566.50
COLT CZ GROUP SE CZK0.10 CZ0009008942	684.00	0.00% 0.00		24/05/10 16:15:13	4,686 3,209,582.00
DINO POLSKA SA PLDINPL00011	90.92	-1.69% -1.56		24/05/10 21:50:07	- -
ERSTE GROUP BANK AG AT0000652011	1,134.50	0.31% 3.50		24/05/10 16:18:08	59,687 67,770,826.50
KGHM POLSKA MIEDZ SA PLKGHM000017	35.08	0.75% 0.26		24/05/10 19:50:47	122 4,303.90
KOFOLA CESKOSLOVENSKO AS ... CZ0009000121	275.00	0.73% 2.00		24/05/10 16:15:12	7,317 2,013,525.00
KOMERCNI BANKA CZ0008019106	796.50	-0.19% -1.50		24/05/10 16:20:11	149,920 119,183,476.50
LPP SA PLLPP0000011	3,900.00	-1.07% -42.00		24/05/10 19:31:22	- -
MAGYAR TELEKOM TELECOMMUN... HU0000073507	932.00	-0.32% -3.00		24/05/10 17:20:00	717,059 671,511,552.00
MASTERPLAST SHARE HUF100 HU0000093943	2,890.00	0.70% 20.00		24/05/10 17:20:00	3,310 9,534,250.00
MBANK SA PLBRE0000012	197.80	-% -		24/05/10 16:50:00	- -
MOL HUNGARIAN OIL & GAS P... HU0000153937	3,076.00	1.18% 36.00		24/05/10 17:20:00	518,655 1,590,418,254.00
MONETA MONEY BANK A.S. CZ0008040318	97.20	-0.72% -0.70		24/05/10 16:15:05	303,804 29,718,411.70
OPUS GLOBAL NYRT HU0000110226	381.00	0.66% 2.50		24/05/10 17:20:00	120,234 45,630,129.00
ORLEN SA PLPKN0000018	16.024	0.67% 0.11		24/05/10 20:27:05	2,116 33,791.79
OTP BANK PLC HU0000061726	18,315.00	-0.46% -85.00		24/05/10 17:19:59	321,534 5,924,983,530.00
PGE POLSKA GRUPA ENERGETY... PLPGER000010	11.97	-% -		24/05/10 16:50:00	- -
PHILIP MORRIS(CZ) CZK1000 CS0008418869	14,840.00	0.82% 120.00		24/05/10 16:17:06	797 11,866,240.00
POWSZECHNA KASA OSZCZEDNO... PLPKO0000016	13.25	-5.02% -0.70		24/05/10 19:31:22	- -
POWSZECHNY ZAKLAD UBEZPIE... PLPZU0000011	11.925	-3.64% -0.45		24/05/10 19:30:31	- -

AUSTRIA CECE OVERALL(EUR)

PRIMOCO UAV SE CZK1 CZ0005135970	855.00	-0.58% -5.00		24/05/10 16:15:05	3,929 3,323,880.00
RICHTER GEDEON VEGYESZETI... HU0000123096	9,650.00	0.84% 80.00		24/05/10 17:20:00	99,377 956,222,565.00
SANTANDER BANK POLSKA SA PLBZ00000044	125.75	-4.08% -5.35		24/05/10 19:31:21	- -
VIENNA INSURANCE GROUP AT0000908504	30.50	0.66% 0.20		24/05/10 17:35:11	45,250 1,377,906.25