

AUSTRIA CECE OVERALL(EUR)

ISIN: **AT0000726476** WKN: -

Overview

2024/05/10 17:45:00

Price

2,009.09 EURDifference  -1.15% (-23.32)

General attributes

ISIN	AT0000726476
Symbol	-
Country	Czechia
Instruments in index	29
Type of index	Performance Index
Security type	Index

Market data







Open	2,030.99 EUR
High	2,041.43 EUR
Low	2,008.25 EUR
Close (prev. day)	2,032.41 EUR
Trading volume (m)	-
Volume (pcs)	-

Top 5

Name 	Price	+ - (%)	Trend 
MOL HUNGAR...	3,076.00	+1.18	
RICHTER GE...	9,650.00	+0.84	
PHILIP MOR...	14,840.00	+0.82	
KOFOLA CES...	275.00	+0.73	
MASTERPLAS...	2,890.00	+0.70	

Intraday **1w** 1m 6m 1y 3y

Flop 5

Name 	Price	+ - (%)	Trend 
CEZ AS	902.50	-1.15	
MONETA MON...	97.20	-0.72	
PRIMOCO UA...	855.00	-0.58	
ANY	3,680.00	-0.54	

5y



Information about previous performance does not guarantee future performance.

Source: FactSet

Recent research

on market

Date	Headline	Download
2024/05/10	 EU News Monthly May 2024	
2024/05/07	 Corporate Credit Monitor CEE	
2024/05/07	 Corporate Credit Monitor CEE (DE)	
2024/05/07	 Industrial developments remain volatile	
2024/05/06	 Mixed data on retail sales and industrial output	

SECURI...

OTP BANK P... 18,315.00 -0.46 ↘

Intraday 1w 1m 6m 1y 3y

Futures and Options

Related Futures 8

Related Options -

Details

2024/05/10 17:45:00

Price

2,009.09 EURDifference  -1.15% (-23.32)

General attributes

ISIN AT0000726476

Symbol -

Country Czechia

Security type Index

Instruments in index 29

Market data

Open 2,030.99 EUR

High 2,041.43 EUR

Low 2,008.25 EUR

Close (prev. day) 2,032.41 EUR

Trading volume (m) -

Volume (pcs) -

Performance and Risk

	6m	1y	3y
Perf (%)	+19.87%	+31.30%	+30.84%
Perf (abs.)	+333.08	+478.93	+473.55
Beta	-	-	-
Volatility	14.51	16.08	22.60



Information about previous performance does not guarantee future performance.
Source: FactSet

Price data

Ø price 5 days Ø volume 5 days (pcs.)	2,016.09 EUR (0)
Ø price 30 days Ø volume 30 days (pcs.)	1,957.75 EUR (0)
Ø price 100 days Ø volume 100 days (pcs.)	1,875.65 EUR (0)
Ø price 250 days Ø volume 250 days (pcs.)	1,724.30 EUR (0)
YTD High date	2,041.43 EUR (2024/05/10)
YTD Low date	1,743.23 EUR (2024/01/17)
52 Weeks High date	2,041.43 EUR (2024/05/10)
52 Weeks Low date	1,472.04 EUR (2023/10/04)

Composition

Name  ISIN	Price	Diff %  Diff +/-	Performance 	Date Time	Turnover Pc.  Turnover Money 
4IG NYILVANOSAN MUKODO RE... HU0000167788	805.00	0.00% 0.00		24/05/10 17:19:59	103,432 82,832,842.00
ALLEGRO.EU SA LU2237380790	8.437	1.81% 0.15		24/05/10 19:31:35	- -
ANY SECURITY PRINTING COM... HU0000093257	3,680.00	-0.54% -20.00		24/05/10 17:19:59	13,104 48,637,640.00
BANK POLSKA KASA OPIEKI S... PLPEKAO00016	37.93	-4.07% -1.61		24/05/10 19:31:22	- -
CD PROJEKT S.A. PLOPTTC00011	30.29	-0.69% -0.21		24/05/10 19:46:00	2,060 63,195.94
CEZ AS CZ0005112300	902.50	-1.15% -10.50		24/05/10 16:16:14	253,223 231,073,566.50
COLT CZ GROUP SE CZK0.10 CZ0009008942	684.00	0.00% 0.00		24/05/10 16:15:13	4,686 3,209,582.00
DINO POLSKA SA PLDINPL00011	90.92	-1.69% -1.56		24/05/10 21:50:07	- -
ERSTE GROUP BANK AG AT0000652011	1,134.50	0.31% 3.50		24/05/10 16:18:08	59,687 67,770,826.50
KGHM POLSKA MIEDZ SA PLKGHM000017	35.08	0.75% 0.26		24/05/10 19:50:47	122 4,303.90
KOFOLA CESKOSLOVENSKO AS ... CZ0009000121	275.00	0.73% 2.00		24/05/10 16:15:12	7,317 2,013,525.00
KOMERCNI BANKA CZ0008019106	796.50	-0.19% -1.50		24/05/10 16:20:11	149,920 119,183,476.50
LPP SA PLLPP0000011	3,900.00	-1.07% -42.00		24/05/10 19:31:22	- -
MAGYAR TELEKOM TELECOMMUN... HU0000073507	932.00	-0.32% -3.00		24/05/10 17:20:00	717,059 671,511,552.00
MASTERPLAST SHARE HUF100 HU0000093943	2,890.00	0.70% 20.00		24/05/10 17:20:00	3,310 9,534,250.00
MBANK SA PLBRE0000012	197.80	-% -		24/05/10 16:50:00	- -
MOL HUNGARIAN OIL & GAS P... HU0000153937	3,076.00	1.18% 36.00		24/05/10 17:20:00	518,655 1,590,418,254.00
MONETA MONEY BANK A.S. CZ0008040318	97.20	-0.72% -0.70		24/05/10 16:15:05	303,804 29,718,411.70
OPUS GLOBAL NYRT HU0000110226	381.00	0.66% 2.50		24/05/10 17:20:00	120,234 45,630,129.00
ORLEN SA PLPKN0000018	16.024	0.67% 0.11		24/05/10 20:27:05	2,116 33,791.79
OTP BANK PLC HU0000061726	18,315.00	-0.46% -85.00		24/05/10 17:19:59	321,534 5,924,983,530.00
PGE POLSKA GRUPA ENERGETY... PLPGER000010	11.97	-% -		24/05/10 16:50:00	- -
PHILIP MORRIS(CZ) CZK1000 CS0008418869	14,840.00	0.82% 120.00		24/05/10 16:17:06	797 11,866,240.00
POWSZECHNA KASA OSZCZEDNO... PLPKO0000016	13.25	-5.02% -0.70		24/05/10 19:31:22	- -
POWSZECHNY ZAKLAD UBEZPIE... PLPZU0000011	11.925	-3.64% -0.45		24/05/10 19:30:31	- -

AUSTRIA CECE OVERALL(EUR)

PRIMOCO UAV SE CZK1 CZ0005135970	855.00	-0.58% -5.00		24/05/10 16:15:05	3,929 3,323,880.00
RICHTER GEDEON VEGYESZETI... HU0000123096	9,650.00	0.84% 80.00		24/05/10 17:20:00	99,377 956,222,565.00
SANTANDER BANK POLSKA SA PLBZ00000044	125.75	-4.08% -5.35		24/05/10 19:31:21	- -
VIENNA INSURANCE GROUP AT0000908504	30.50	0.66% 0.20		24/05/10 17:35:11	45,250 1,377,906.25