

AUSTRIA CECE OVERALL(EUR)

ISIN: **AT0000726476** WKN: -

Overview

2024/05/03 17:45:00

Price

1,955.18 EURDifference  -0.49% (-9.64)

General attributes

ISIN	AT0000726476
Symbol	-
Country	Czechia
Instruments in index	29
Type of index	Performance Index
Security type	Index

Market data

Open	1,965.18 EUR
High	1,967.74 EUR
Low	1,954.80 EUR
Close (prev. day)	1,964.82 EUR
Trading volume (m)	-
Volume (pcs)	-

Top 5

Name 	Price	+ - (%)	Trend 
COLT CZ GR...	685.00	+3.32	
OPUS GLOBA...	372.50	+2.90	
MONETA MON...	96.90	+1.57	
4IG NYILVA...	-	+0.75	
RICHTER GE...	9,335.00	+0.65	

Intraday **1w** 1m 6m 1y 3y

Flop 5











Name 	Price	+ - (%)	Trend 
KOMERCNI B...	786.00	-10.12	
PRIMOCO UA...	860.00	-4.44	
CEZ AS	851.00	-1.22	
ERSTE GROU...	44.67	-1.11	
MAGYAR TEL...	925.00	-0.86	



Information about previous performance does not guarantee future performance.

Source: FactSet

Recent research

on market		
Date	Headline	Download
2024/05/02	 CNB may ease the pace of rate cuts	
2024/05/02	 CNB a press conference can be important	
2024/04/30	 Czech economy is recovering	
2024/04/29	 Focus on GDP data and central bank meeting in Czec...	
2024/04/23	 CEE Special Report Strong growth in CEE economie...	

Intraday 1w 1m 6m 1y 3y

Futures and Options

Related Futures 8

Related Options -

Details

2024/05/03 17:45:00

Price

1,955.18 EUR

Difference

**-0.49%** (-9.64)

General attributes

ISIN AT0000726476

Symbol -

Country Czechia

Security type Index

Instruments in index 29

Market data

Open 1,965.18 EUR

High 1,967.74 EUR

Low 1,954.80 EUR

Close (prev. day) 1,964.82 EUR

Trading volume (m) -

Volume (pcs) -

Performance and Risk

	6m	1y	3y
Perf (%)	+15.62%	+29.34%	+31.41%
Perf (abs.)	+264.16	+443.56	+467.32
Beta	-	-	-
Volatility	14.13	15.90	22.58



Information about previous performance does not guarantee future performance.

Source: FactSet

Price data

Ø price 5 days Ø volume 5 days (pcs.)	1,964.51 EUR (0)
Ø price 30 days Ø volume 30 days (pcs.)	1,934.98 EUR (0)
Ø price 100 days Ø volume 100 days (pcs.)	1,864.87 EUR (0)
Ø price 250 days Ø volume 250 days (pcs.)	1,714.21 EUR (0)
YTD High date	1,988.58 EUR (2024/04/10)
YTD Low date	1,743.23 EUR (2024/01/17)
52 Weeks High date	1,988.58 EUR (2024/04/10)
52 Weeks Low date	1,472.04 EUR (2023/10/04)

Composition

Name  ISIN	Price	Diff %  Diff +/-	Performance 	Date Time	Turnover Pc.  Turnover Money 
4IG NYILVANOSAN MUKODO RE... HU0000167788	805.00	0.75% 6.00		24/05/03 17:19:59	43,492 34,832,881.00
ALLEGRO.EU SA LU2237380790	7.592	0.09% 0.01		24/05/06 08:11:07	- -
ANY SECURITY PRINTING COM... HU0000093257	3,690.00	0.54% 20.00		24/05/03 17:20:00	13,035 48,076,950.00
BANK POLSKA KASA OPIEKI S... PLPEKAO00016	38.52	-0.28% -0.11		24/05/06 08:12:27	- -
CD PROJEKT S.A. PLOPTTC00011	27.00	-0.07% -0.02		24/05/06 08:48:28	55 1,485.00
CEZ AS CZ0005112300	851.00	-1.22% -10.50		24/05/03 16:15:34	103,814 88,842,982.00
COLT CZ GROUP SE CZK0.10 CZ0009008942	685.00	3.32% 22.00		24/05/03 16:15:25	18,239 12,241,363.00
DINO POLSKA SA PLDINPL00011	89.92	0.16% 0.14		24/05/06 08:24:12	- -
ERSTE GROUP BANK AG AT0000652011	1,115.00	-1.11% -12.50		24/05/03 16:17:24	98,577 111,006,132.50
KGHM POLSKA MIEDZ SA PLKGHM000017	32.08	0.09% 0.03		24/05/06 08:10:59	- -
KOFOLA CESKOSLOVENSKO AS ... CZ0009000121	272.00	0.37% 1.00		24/05/03 16:15:24	14,025 3,803,134.00
KOMERCNI BANKA CZ0008019106	786.00	-10.12% -88.50		24/05/03 16:22:59	438,805 347,879,254.50
LPP SA PLLPP0000011	3,568.00	-0.06% -2.00		24/05/06 08:12:27	- -
MAGYAR TELEKOM TELECOMMUN... HU0000073507	925.00	-0.86% -8.00		24/05/03 17:20:00	290,423 268,694,558.00
MASTERPLAST SHARE HUF100 HU0000093943	2,910.00	-0.68% -20.00		24/05/03 17:19:59	2,247 6,534,550.00
MBANK SA PLBRE0000012	157.95	0.22% 0.35		24/05/06 08:08:17	- -
MOL HUNGARIAN OIL & GAS P... HU0000153937	3,022.00	-0.13% -4.00		24/05/03 17:19:59	272,472 824,238,742.00
MONETA MONEY BANK A.S. CZ0008040318	96.90	1.57% 1.50		24/05/03 16:15:22	321,700 31,139,746.90
OPUS GLOBAL NYRT HU0000110226	372.50	2.90% 10.50		24/05/03 17:20:00	427,750 159,400,623.00
ORLEN SA PLPKN0000018	15.154	0.26% 0.04		24/05/06 08:11:15	- -
OTP BANK PLC HU0000061726	18,085.00	-0.77% -140.00		24/05/03 17:19:59	277,635 5,029,696,115.00
PGE POLSKA GRUPA ENERGETY... PLPGER000010	1.41	0.64% 0.01		24/05/06 08:08:41	- -
PHILIP MORRIS(CZ) CZK1000 CS0008418869	15,920.00	-0.50% -80.00		24/05/03 16:09:35	786 12,534,260.00
POWSZECHNA KASA OSZCZEDNO... PLPKO0000016	13.70	0.04% 0.01		24/05/06 08:12:27	- -
POWSZECHNY ZAKLAD UBEZPIE... PLPZU0000011	11.83	0.21% 0.03		24/05/06 08:13:33	150 1,774.50

AUSTRIA CECE OVERALL(EUR)

PRIMOCO UAV SE CZK1 CZ0005135970	860.00	-4.44% -40.00		24/05/03 16:15:04	3,903 3,331,115.00
RICHTER GEDEON VEGYESZETI... HU0000123096	9,335.00	0.65% 60.00		24/05/03 17:19:59	182,354 1,701,501,105.00
SANTANDER BANK POLSKA SA PLBZ00000044	129.20	0.27% 0.35		24/05/06 08:12:26	- -
VIENNA INSURANCE GROUP AT0000908504	29.45	0.34% 0.10		24/05/03 17:35:09	21,361 630,224.95