

## AUSTRIA CECE OVERALL(EUR)

ISIN: **AT0000726476** WKN: -

## Overview

2024/05/06 17:45:00








Price

**2,006.34** EURDifference  2.62% (51.16)

## General attributes

ISIN	AT0000726476
Symbol	-
Country	Czechia
Instruments in index	29
Type of index	Performance Index
Security type	Index

## Top 5

Name 	Price	+ - (%)	Trend 
CEZ AS	873.00	+2.59	
OPUS GLOBA...	380.00	+2.01	
OTP BANK P...	18,445.00	+1.99	
ERSTE GROU...	44.92	+0.76	
MONETA MON...	97.30	+0.41	

Intraday 1w 1m 6m 1y 3y

## Flop 5

Name 	Price	+ - (%)	Trend 
ANY SECURI...	3,650.00	-1.08	
KOFOLA CES...	270.00	-0.74	
COLT CZ GR...	680.00	-0.73	
KOMERCNI B...	781.00	-0.64	
MASTERPLAS...	2,900.00	-0.34	

Intraday 1w 1m 6m 1y 3y

## Erste Group related products on underlying

Product type

# products

Index/Participation Certificates











1



Information about previous performance does not guarantee future performance.

Source: FactSet

## Recent research

on market		
Date	Headline	Download
2024/05/06	 Mixed data on retail sales and industrial output	
2024/05/02	 CNB may ease the pace of rate cuts	
2024/05/02	 CNB a press conference can be important	
2024/04/30	 Czech economy is recovering	
2024/04/29	 Focus on GDP data and central bank meeting in Czec...	



**More information on countries & regions**

**➤ Markets by Region**

## Details

2024/05/06 17:45:00

Price

**2,006.34** EUR

Difference



2.62% (51.16)

## General attributes

ISIN AT0000726476

Symbol -

Country Czechia

Security type Index

Instruments in index 29

## Market data

Open 1,955.82 EUR

High 2,008.52 EUR

Low 1,955.08 EUR

Close (prev. day) 1,955.18 EUR

Trading volume (m) -

Volume (pcs) -

## Performance and Risk

	6m	1y	3y
Perf (%)	+18.51%	+32.45%	+33.98%
Perf (abs.)	+313.38	+491.57	+508.80
Beta	-	-	-
Volatility	14.51	16.08	22.62



5y

Information about previous performance does not guarantee future performance.

Source: FactSet

## Price data

Ø price 5 days   Ø volume 5 days (pcs.)	1,971.84 EUR (0)
Ø price 30 days   Ø volume 30 days (pcs.)	1,940.70 EUR (0)
Ø price 100 days   Ø volume 100 days (pcs.)	1,867.01 EUR (0)
Ø price 250 days   Ø volume 250 days (pcs.)	1,716.13 EUR (0)
YTD High   date	2,008.52 EUR (2024/05/06)
YTD Low   date	1,743.23 EUR (2024/01/17)
52 Weeks High   date	2,008.52 EUR (2024/05/06)
52 Weeks Low   date	1,472.04 EUR (2023/10/04)

## Erste Group related products on underlying

Product type	# products
Index/Participation Certificates	1

## Composition

Name  ISIN	Price	Diff %  Diff +/-	Performance 	Date Time	Turnover Pc.  Turnover Money 
4IG NYILVANOSAN MUKODO RE... HU0000167788	804.00	-0.12% -1.00		24/05/06 17:19:59	23,291 18,684,993.00
ALLEGRO.EU SA LU2237380790	8.272	9.06% 0.69		24/05/06 16:31:26	- -
ANY SECURITY PRINTING COM... HU0000093257	3,650.00	-1.08% -40.00		24/05/06 17:20:00	5,060 18,631,390.00
BANK POLSKA KASA OPIEKI S... PLPEKAO00016	39.43	2.07% 0.80		24/05/06 16:31:13	- -
CD PROJEKT S.A. PLOPTTC00011	29.09	8.02% 2.16		24/05/06 17:28:34	20 581.80
CEZ AS CZ0005112300	873.00	2.59% 22.00		24/05/06 16:19:25	160,642 139,482,614.00
COLT CZ GROUP SE CZK0.10 CZ0009008942	680.00	-0.73% -5.00		24/05/06 16:07:40	8,922 6,069,419.00
DINO POLSKA SA PLDINPL00011	90.70	-0.33% -0.30		24/05/06 18:07:56	7 634.90
ERSTE GROUP BANK AG AT0000652011	1,123.50	0.76% 8.50		24/05/06 16:18:52	57,028 64,050,806.50
KGHM POLSKA MIEDZ SA PLKGHM000017	33.11	3.31% 1.06		24/05/06 16:31:25	- -
KOFOLA CESKOSLOVENSKO AS ... CZ0009000121	270.00	-0.74% -2.00		24/05/06 16:09:43	1,470 398,710.00
KOMERCNI BANKA CZ0008019106	781.00	-0.64% -5.00		24/05/06 16:23:10	245,907 191,430,327.00
LPP SA PLLPP0000011	3,762.00	5.38% 192.00		24/05/06 16:31:13	- -
MAGYAR TELEKOM TELECOMMUN... HU0000073507	927.00	0.22% 2.00		24/05/06 17:19:59	54,297 50,340,760.00
MASTERPLAST SHARE HUF100 HU0000093943	2,900.00	-0.34% -10.00		24/05/06 17:20:00	2,249 6,531,440.00
MBANK SA PLBRE0000012	156.25	3.31% 5.00		24/05/06 16:25:31	- -
MOL HUNGARIAN OIL & GAS P... HU0000153937	3,020.00	-0.07% -2.00		24/05/06 17:19:59	236,054 713,727,678.00
MONETA MONEY BANK A.S. CZ0008040318	97.30	0.41% 0.40		24/05/06 16:16:14	176,607 17,177,846.70
OPUS GLOBAL NYRT HU0000110226	380.00	2.01% 7.50		24/05/06 17:19:59	200,427 75,996,485.00
ORLEN SA PLPKN0000018	15.562	2.96% 0.45		24/05/06 16:31:27	- -
OTP BANK PLC HU0000061726	18,445.00	1.99% 360.00		24/05/06 17:19:59	242,676 4,450,370,055.00
PGE POLSKA GRUPA ENERGETY... PLPGER000010	1.3795	1.55% 0.02		24/05/06 16:25:31	- -
PHILIP MORRIS(CZ) CZK1000 CS0008418869	15,960.00	0.25% 40.00		24/05/06 16:07:28	662 10,544,820.00
POWSZECHNA KASA OSZCZEDNO... PLPKO0000016	13.975	2.04% 0.28		24/05/06 16:31:13	- -
POWSZECHNY ZAKLAD UBEZPIE... PLPZU0000011	12.135	3.06% 0.36		24/05/06 16:30:12	- -

## AUSTRIA CECE OVERALL(EUR)

PRIMOCO UAV SE CZK1 CZ0005135970	860.00	0.00% 0.00		24/05/06 16:08:41	6,179 5,271,715.00
RICHTER GEDEON VEGYESZETI... HU0000123096	9,345.00	0.11% 10.00		24/05/06 17:20:00	159,378 1,494,680,775.00
SANTANDER BANK POLSKA SA PLBZ00000044	132.10	2.52% 3.25	■	24/05/06 16:31:12	- -
VIENNA INSURANCE GROUP AT0000908504	29.50	0.17% 0.05		24/05/06 17:35:05	17,648 520,714.35