

## AUSTRIA CECE OVERALL(EUR)

ISIN: **AT0000726476** WKN: -

## Overview

2024/04/30 17:32:00

Price

**1,961.40** EURDifference  -0.79% (-15.60)








## General attributes

ISIN	AT0000726476
Symbol	-
Country	Czechia
Instruments in index	29
Type of index	Performance Index
Security type	Index

## Market data


Open	1,976.80 EUR
High	1,984.54 EUR
Low	1,961.12 EUR
Close (prev. day)	1,977.00 EUR
Trading volume (m)	-
Volume (pcs)	-

## Top 5

Name 	Price	+ - (%)	Trend 
COLT CZ GR...	649.00	+1.41	
OPUS GLOBA...	378.00	+1.07	
OTP BANK P...	18,200.00	+0.72	
CEZ AS	870.00	+0.64	
KOMERCNI B...	869.50	+0.52	

Intraday 1w 1m 6m 1y 3y

## Flop 5











Name 	Price	+ - (%)	Trend 
PRIMOCO UA...	920.00	-2.65	
MONETA MON...	95.10	-2.36	



Information about previous performance does not guarantee future performance.

Source: FactSet

## Recent research

on market		
Date	Headline	Download
2024/04/30	 Czech economy is recovering	
2024/04/29	 Focus on GDP data and central bank meeting in Czec...	
2024/04/23	 CEE Special Report   Strong growth in CEE economie...	
2024/04/21	 Hungarian central bank to cut rates further	
2024/04/18	 CEE corporate bond rally	

AUSTRIA CECE OVERALL(EUR)

MOL	3,010.00	-0.13	➔
HUNGAR...			
4IG NYILVA...	810.00	-0.12	➔

Intraday	1w	1m	6m	1y	3y
----------	----	----	----	----	----

**Futures and Options**

**Related Futures** 8

**Related Options** -

## Details

2024/04/30 17:32:00

Price

**1,961.40** EURDifference  **-0.79%** (-15.60)

## General attributes

ISIN AT0000726476

Symbol -

Country Czechia

Security type Index

Instruments in index 29

## Market data

Open 1,976.80 EUR

High 1,984.54 EUR

Low 1,961.12 EUR

Close (prev. day) 1,977.00 EUR

Trading volume (m) -

Volume (pcs) -

## Performance and Risk

	6m	1y	3y
Perf (%)	+20.75%	+31.40%	+32.68%
Perf (abs.)	+339.67	+472.42	+486.99
Beta	-	-	-
Volatility	14.02	15.93	22.59




Information about previous performance does not guarantee future performance.

Source: FactSet

## Price data

Ø price 5 days   Ø volume 5 days (pcs.)	1,953.67 EUR (0)
Ø price 30 days   Ø volume 30 days (pcs.)	1,922.48 EUR (0)
Ø price 100 days   Ø volume 100 days (pcs.)	1,859.01 EUR (0)
Ø price 250 days   Ø volume 250 days (pcs.)	1,707.87 EUR (0)
YTD High   date	1,988.58 EUR (2024/04/10)
YTD Low   date	1,743.23 EUR (2024/01/17)
52 Weeks High   date	1,988.58 EUR (2024/04/10)
52 Weeks Low   date	1,472.04 EUR (2023/10/04)

## Composition

Name  ISIN	Price	Diff %  Diff +/-	Performance 	Date Time	Turnover Pc.  Turnover Money 
4IG NYILVANOSAN MUKODO RE... HU0000167788	810.00	-0.12% -1.00		24/04/30 17:20:00	161,318 129,873,083.00
ALLEGRO.EU SA LU2237380790	64.74	-% -		24/04/30 17:30:00	- -
ANY SECURITY PRINTING COM... HU0000093257	3,660.00	0.00% 0.00		24/04/30 17:19:59	11,230 41,272,180.00
BANK POLSKA KASA OPIEKI S... PLPEKAO00016	54.45	-% -		24/04/30 16:50:00	- -
CD PROJEKT S.A. PLOPTTC00011	27.69	2.75% 0.74		24/04/30 16:56:58	83 2,288.75
CEZ AS CZ0005112300	870.00	0.64% 5.50		24/04/30 16:20:45	182,205 158,760,252.00
COLT CZ GROUP SE CZK0.10 CZ0009008942	649.00	1.41% 9.00		24/04/30 16:15:13	8,171 5,253,422.00
DINO POLSKA SA PLDINPL00011	91.16	0.77% 0.70		24/04/30 17:11:08	- -
ERSTE GROUP BANK AG AT0000652011	1,110.00	0.23% 2.50		24/04/30 16:22:58	166,924 183,812,607.00
KGHM POLSKA MIEDZ SA PLKGHM000017	112.85	-% -		24/04/30 16:50:00	- -
KOFOLA CESKOSLOVENSKO AS ... CZ0009000121	270.00	0.00% 0.00		24/04/30 16:18:08	6,695 1,807,748.00
KOMERCNI BANKA CZ0008019106	869.50	0.52% 4.50		24/04/30 16:19:03	360,647 312,139,797.50
LPP SA PLLPP0000011	9,010.00	-% -		24/04/30 16:50:00	- -
MAGYAR TELEKOM TELECOMMUN... HU0000073507	926.00	0.33% 3.00		24/04/30 17:20:00	730,875 679,167,963.00
MASTERPLAST SHARE HUF100 HU0000093943	2,930.00	0.34% 10.00		24/04/30 17:20:00	1,482 4,340,140.00
MBANK SA PLBRE0000012	197.80	-% -		24/04/30 16:50:00	- -
MOL HUNGARIAN OIL & GAS P... HU0000153937	3,010.00	-0.13% -4.00		24/04/30 17:20:00	617,121 1,865,029,230.00
MONETA MONEY BANK A.S. CZ0008040318	95.10	-2.36% -2.30		24/04/30 16:22:44	796,212 76,170,194.60
OPUS GLOBAL NYRT HU0000110226	378.00	1.07% 4.00		24/04/30 17:20:00	393,100 149,603,278.00
ORLEN SA PLPKN0000018	109.40	-% -		24/04/30 16:50:00	- -
OTP BANK PLC HU0000061726	18,200.00	0.72% 130.00		24/04/30 17:20:00	534,465 9,723,642,050.00
PGE POLSKA GRUPA ENERGETY... PLPGER000010	11.97	-% -		24/04/30 16:50:00	- -
PHILIP MORRIS(CZ) CZK1000 CS0008418869	16,000.00	0.00% 0.00		24/04/30 16:15:00	250 3,997,040.00
POWSZECHNA KASA OSZCZEDNO... PLPKO0000016	22.59	-% -		24/04/30 16:50:00	- -
POWSZECHNY ZAKLAD UBEZPIE... PLPZU0000011	42.09	-% -		24/04/30 16:50:00	- -

## AUSTRIA CECE OVERALL(EUR)

PRIMOCO UAV SE CZK1 CZ0005135970	920.00	-2.65% -25.00		24/04/30 16:15:00	3,178 2,907,260.00
RICHTER GEDEON VEGYESZETI... HU0000123096	9,340.00	0.32% 30.00		24/04/30 17:19:59	213,067 1,989,818,105.00
SANTANDER BANK POLSKA SA PLBZ00000044	395.55	-% -		24/04/30 16:50:00	- -
VIENNA INSURANCE GROUP AT0000908504	29.20	-0.17% -0.05		24/04/30 17:29:49	13,639 399,415.60