

AUSTRIA CECE OVERALL(EUR)

ISIN: **AT0000726476** WKN: -

Overview

2024/04/29 16:29:00








Price

1,966.88 EURDifference  0.54% (10.52)

General attributes

ISIN	AT0000726476
Symbol	-
Country	Czechia
Instruments in index	29
Type of index	Performance Index
Security type	Index

Top 5

Name 	Price	+ - (%)	Trend 
OTP BANK P...	18,025.00	+2.79	
PRIMOCO UA...	945.00	+1.69	
RICHTER GE...	9,325.00	+1.38	
OPUS GLOBA...	378.50	+1.03	
PHILIP MOR...	16,000.00	+1.01	

Intraday **1w** 1m 6m 1y 3y

Flop 5

Name 	Price	+ - (%)	Trend 
MONETA MON...	97.40	-6.19	
MASTERPLAS...	2,920.00	-3.33	
MAGYAR TEL...	922.00	-0.44	
VIENNA INS...	29.25	-0.34	

Intraday **1w** 1m 6m 1y 3y

Erste Group related products on underlying

Product type

products

Index/Participation Certificates

1













Information about previous performance does not guarantee future performance.

Source: FactSet

Recent research

on market

Date	Headline	Download
2024/04/29	 Focus on GDP data and central bank meeting in Czec...	
2024/04/23	 CEE Special Report Strong growth in CEE economie...	
2024/04/21	 Hungarian central bank to cut rates further	
2024/04/18	 CEE corporate bond rally	
2024/04/18	 Die Rally bei CEE-Corporate Bonds	



More information on countries & regions

➤ Markets by Region

Details

2024/04/29 16:29:00

Price

1,966.88 EUR

Difference



0.54% (10.52)

General attributes

ISIN AT0000726476

Symbol -

Country Czechia

Security type Index

Instruments in index 29

Market data

Open 1,957.45 EUR

High 1,967.97 EUR

Low 1,947.91 EUR

Close (prev. day) 1,956.36 EUR

Trading volume (m) -

Volume (pcs) -

Performance and Risk

	6m	1y	3y
Perf (%)	+18.81%	+32.52%	+33.08%
Perf (abs.)	+309.79	+480.14	+486.28
Beta	-	-	-
Volatility	14.02	15.90	22.57



Information about previous performance does not guarantee future performance.

Source: FactSet

Price data

Ø price 5 days Ø volume 5 days (pcs.)	1,949.75 EUR (0)
Ø price 30 days Ø volume 30 days (pcs.)	1,918.11 EUR (0)
Ø price 100 days Ø volume 100 days (pcs.)	1,857.12 EUR (0)
Ø price 250 days Ø volume 250 days (pcs.)	1,705.99 EUR (0)
YTD High date	1,988.58 EUR (2024/04/10)
YTD Low date	1,743.23 EUR (2024/01/17)
52 Weeks High date	1,988.58 EUR (2024/04/10)
52 Weeks Low date	1,472.04 EUR (2023/10/04)

Erste Group related products on underlying

Product type	# products
Index/Participation Certificates	1

Composition

Name  ISIN	Price	Diff %  Diff +/-	Performance 	Date Time	Turnover Pc.  Turnover Money 
4IG NYILVANOSAN MUKODO RE... HU0000167788	804.00	-0.74% -6.00		24/04/29 16:27:16	56,440 45,445,253.00
ALLEGRO.EU SA LU2237380790	7.653	0.17% 0.01		24/04/29 14:00:38	200 1,530.60
ANY SECURITY PRINTING COM... HU0000093257	3,660.00	-0.54% -20.00		24/04/29 15:03:11	1,735 6,377,750.00
BANK POLSKA KASA OPIEKI S... PLPEKAO00016	38.45	-1.49% -0.58		24/04/29 15:29:48	- -
CD PROJEKT S.A. PLOPTTC00011	27.50	3.58% 0.95	█	24/04/29 16:23:06	309 8,309.73
CEZ AS CZ0005112300	864.50	1.17% 10.00	█	24/04/29 16:24:24	134,877 116,143,662.50
COLT CZ GROUP SE CZK0.10 CZ0009008942	640.00	0.79% 5.00	█	24/04/29 16:15:19	13,178 8,390,523.00
DINO POLSKA SA PLDINPL00011	89.76	0.22% 0.20		24/04/29 15:44:05	- -
ERSTE GROUP BANK AG AT0000652011	1,107.50	-0.76% -8.50		24/04/29 16:17:45	61,844 68,622,764.00
KGHM POLSKA MIEDZ SA PLKGHM000017	32.33	-1.28% -0.42		24/04/29 15:29:49	- -
KOFOLA CESKOSLOVENSKO AS ... CZ0009000121	270.00	-0.74% -2.00		24/04/29 16:23:52	11,322 3,059,226.00
KOMERCNI BANKA CZ0008019106	865.00	0.35% 3.00		24/04/29 16:24:21	309,624 267,617,700.50
LPP SA PLLPP0000011	3,566.00	3.48% 120.00	█	24/04/29 14:28:32	- -
MAGYAR TELEKOM TELECOMMUN... HU0000073507	922.00	2.67% 24.00	█	24/04/29 16:27:39	422,403 386,529,513.00
MASTERPLAST SHARE HUF100 HU0000093943	2,920.00	0.69% 20.00	█	24/04/29 15:56:14	4,255 12,388,360.00
MBANK SA PLBRE0000012	149.15	-0.13% -0.20		24/04/29 15:29:47	- -
MOL HUNGARIAN OIL & GAS P... HU0000153937	3,018.00	0.47% 14.00	█	24/04/29 16:27:09	137,413 414,092,768.00
MONETA MONEY BANK A.S. CZ0008040318	97.40	0.41% 0.40		24/04/29 16:16:46	613,633 59,735,002.00
OPUS GLOBAL NYRT HU0000110226	378.50	-3.32% -13.00		24/04/29 16:20:03	612,210 227,475,490.00
ORLEN SA PLPKN0000018	15.472	0.27% 0.04		24/04/29 15:29:47	- -
OTP BANK PLC HU0000061726	18,025.00	1.78% 315.00	█	24/04/29 16:28:46	324,243 5,803,585,675.00
PGE POLSKA GRUPA ENERGETY... PLPGER000010	1.331	-0.04% -0.00		24/04/29 15:29:48	- -
PHILIP MORRIS(CZ) CZK1000 CS0008418869	16,000.00	0.25% 40.00		24/04/29 16:15:08	786 12,558,000.00
POWSZECHNA KASA OSZCZEDNO... PLPKO0000016	13.80	0.07% 0.01		24/04/29 15:29:49	- -
POWSZECHNY ZAKLAD UBEZPIE... PLPZU0000011	11.42	-0.39% -0.05		24/04/29 13:28:21	- -

AUSTRIA CECE OVERALL(EUR)

PRIMOCO UAV SE CZK1 CZ0005135970	945.00	5.00% 45.00		24/04/29 16:01:37	1,208 1,115,935.00
RICHTER GEDEON VEGYESZETI... HU0000123096	9,325.00	1.36% 125.00		24/04/29 16:26:17	98,505 914,306,420.00
SANTANDER BANK POLSKA SA PLBZ00000044	126.75	0.16% 0.20		24/04/29 15:29:47	- -
VIENNA INSURANCE GROUP AT0000908504	29.25	0.34% 0.10		24/04/29 16:23:26	27,379 801,423.85