

## AUSTRIA CECE OVERALL(EUR)

ISIN: **AT0000726476** WKN: -

## Overview

2024/04/29 17:45:00

Price

**1,977.00** EURDifference  1.06% (20.64)


## General attributes

ISIN	AT0000726476
Symbol	-
Country	Czechia
Instruments in index	29
Type of index	Performance Index
Security type	Index

## Market data

Open	1,957.45 EUR
High	1,978.04 EUR
Low	1,947.91 EUR
Close (prev. day)	1,956.36 EUR
Trading volume (m)	-
Volume (pcs)	-

## Top 5

Name 	Price	+ - (%)	Trend 
PRIMOCO UA...	945.00	+5.00	
MAGYAR TEL...	923.00	+2.78	
OTP BANK P...	18,070.00	+2.03	
RICHTER GE...	9,310.00	+1.20	
CEZ AS	864.50	+1.17	

Intraday **1w** 1m 6m 1y 3y

## Flop 5











Name 	Price	+ - (%)	Trend 
OPUS GLOBA...	374.00	-4.47	
ERSTE GROU...	43.94	-0.76	



Information about previous performance does not guarantee future performance.

Source: FactSet

## Recent research

on market			
Date	Headline		Download
2024/04/29	 Focus on GDP data and central bank meeting in Czec...		
2024/04/23	 CEE Special Report   Strong growth in CEE economie...		
2024/04/21	 Hungarian central bank to cut rates further		
2024/04/18	 CEE corporate bond rally		
2024/04/18	 Die Rally bei CEE-Corporate Bonds		

AUSTRIA CECE OVERALL(EUR)

KOFOLA	270.00	-0.74	➔		
CES...					
ANY SECURI...	3,660.00	-0.54	➔		
Intraday	1w	1m	6m	1y	3y

**Futures and Options**

Related Futures	8
Related Options	-

## Details

2024/04/29 17:45:00

Price

**1,977.00** EUR

Difference



1.06% (20.64)

## General attributes

ISIN AT0000726476

Symbol -

Country Czechia

Security type Index

Instruments in index 29

## Market data

Open 1,957.45 EUR

High 1,978.04 EUR

Low 1,947.91 EUR

Close (prev. day) 1,956.36 EUR

Trading volume (m) -

Volume (pcs) -

## Performance and Risk

	6m	1y	3y
Perf (%)	+20.75%	+31.40%	+32.68%
Perf (abs.)	+339.67	+472.42	+486.99
Beta	-	-	-
Volatility	14.02	15.93	22.59



Information about previous performance does not guarantee future performance.

Source: FactSet

## Price data

Ø price 5 days   Ø volume 5 days (pcs.)	1,953.67 EUR (0)
Ø price 30 days   Ø volume 30 days (pcs.)	1,922.48 EUR (0)
Ø price 100 days   Ø volume 100 days (pcs.)	1,859.01 EUR (0)
Ø price 250 days   Ø volume 250 days (pcs.)	1,707.87 EUR (0)
YTD High   date	1,988.58 EUR (2024/04/10)
YTD Low   date	1,743.23 EUR (2024/01/17)
52 Weeks High   date	1,988.58 EUR (2024/04/10)
52 Weeks Low   date	1,472.04 EUR (2023/10/04)

## Composition

Name  ISIN	Price	Diff %  Diff +/-	Performance 	Date Time	Turnover Pc.  Turnover Money 
4IG NYILVANOSAN MUKODO RE... HU0000167788	811.00	0.12% 1.00		24/04/29 17:20:00	82,299 66,337,481.00
ALLEGRO.EU SA LU2237380790	64.74	-% -		24/04/29 17:30:00	- -
ANY SECURITY PRINTING COM... HU0000093257	3,660.00	-0.54% -20.00		24/04/29 17:20:00	1,790 6,579,550.00
BANK POLSKA KASA OPIEKI S... PLPEKAO00016	39.97	0.78% 0.31		24/04/29 17:24:49	19 759.43
CD PROJEKT S.A. PLOPTTC00011	26.92	1.39% 0.37		24/04/29 16:51:46	509 13,693.73
CEZ AS CZ0005112300	864.50	1.17% 10.00		24/04/29 16:24:24	134,877 116,143,662.50
COLT CZ GROUP SE CZK0.10 CZ0009008942	640.00	0.79% 5.00		24/04/29 16:15:19	13,178 8,390,523.00
DINO POLSKA SA PLDINPL00011	90.46	1.00% 0.90		24/04/29 18:42:07	- -
ERSTE GROUP BANK AG AT0000652011	1,107.50	-0.76% -8.50		24/04/29 16:17:45	61,844 68,622,764.00
KGHM POLSKA MIEDZ SA PLKGHM000017	112.85	-% -		24/04/29 16:50:00	- -
KOFOLA CESKOSLOVENSKO AS ... CZ0009000121	270.00	-0.74% -2.00		24/04/29 16:23:52	11,322 3,059,226.00
KOMERCNI BANKA CZ0008019106	865.00	0.35% 3.00		24/04/29 16:24:21	309,624 267,617,700.50
LPP SA PLLPP0000011	9,010.00	-% -		24/04/29 16:50:00	- -
MAGYAR TELEKOM TELECOMMUN... HU0000073507	923.00	2.78% 25.00		24/04/29 17:20:00	523,771 480,064,092.00
MASTERPLAST SHARE HUF100 HU0000093943	2,920.00	0.69% 20.00		24/04/29 17:20:00	4,372 12,730,000.00
MBANK SA PLBRE0000012	197.80	-% -		24/04/29 16:50:00	- -
MOL HUNGARIAN OIL & GAS P... HU0000153937	3,014.00	0.33% 10.00		24/04/29 17:20:00	274,481 827,287,860.00
MONETA MONEY BANK A.S. CZ0008040318	97.40	0.41% 0.40		24/04/29 16:16:46	613,633 59,735,002.00
OPUS GLOBAL NYRT HU0000110226	374.00	-4.47% -17.50		24/04/29 17:20:00	758,822 281,907,190.00
ORLEN SA PLPKN0000018	109.40	-% -		24/04/29 16:50:00	- -
OTP BANK PLC HU0000061726	18,070.00	2.03% 360.00		24/04/29 17:20:00	435,944 7,821,233,090.00
PGE POLSKA GRUPA ENERGETY... PLPGER000010	11.97	-% -		24/04/29 16:50:00	- -
PHILIP MORRIS(CZ) CZK1000 CS0008418869	16,000.00	0.25% 40.00		24/04/29 16:15:08	786 12,558,000.00
POWSZECHNA KASA OSZCZEDNO... PLPKO0000016	22.59	-% -		24/04/29 16:50:00	- -
POWSZECHNY ZAKLAD UBEZPIE... PLPZU0000011	42.09	-% -		24/04/29 16:50:00	- -

## AUSTRIA CECE OVERALL(EUR)

PRIMOCO UAV SE CZK1 CZ0005135970	945.00	5.00% 45.00		24/04/29 16:01:37	1,208 1,115,935.00
RICHTER GEDEON VEGYESZETI... HU0000123096	9,310.00	1.20% 110.00		24/04/29 17:20:00	200,602 1,866,536,905.00
SANTANDER BANK POLSKA SA PLBZ00000044	395.55	-% -		24/04/29 16:50:00	- -
VIENNA INSURANCE GROUP AT0000908504	29.25	0.34% 0.10		24/04/29 17:35:02	60,620 1,773,853.50