

AUSTRIA CECE OVERALL(EUR)

ISIN: **AT0000726476** WKN: -

Overview

2024/04/24 17:45:00	
Price	1,943.90 EUR
Difference	▼ -0.69% (-13.41)
General attributes	
ISIN	AT0000726476
Symbol	-
Country	Czechia
Instruments in index	29
Type of index	Performance Index
Security type	Index
Market data	
Open	1,958.96 EUR
High	1,969.31 EUR
Low	1,942.81 EUR
Close (prev. day)	1,957.31 EUR
Trading volume (m)	-
Volume (pcs)	-



Information about previous performance does not guarantee future performance.
Source: FactSet

Top 5

Name	Price	+ - (%)	Trend
MOL HUNGAR...	2,996.00	+1.90	▲
RICHTER GE...	9,100.00	+1.56	▲
KOFOLA CES...	275.00	+0.73	➡
ERSTE GROU...	44.50	+0.36	➡
MASTERPLAS...	3,050.00	+0.33	➡

Intraday | 1w | 1m | 6m | 1y | 3y

Recent research

Date	Headline	Download
2024/04/23	CEE Special Report Strong growth in CEE economie...	⬇
2024/04/21	Hungarian central bank to cut rates further	⬇
2024/04/18	CEE corporate bond rally	⬇
2024/04/18	Die Rally bei CEE-Corporate Bonds	⬇
2024/04/15	Parliamentary elections in Croatia	⬇

Flop 5

Name	Price	+ - (%)	Trend
CEZ AS	847.00	-0.94	➡
OPUS GLOBA...	396.50	-0.88	➡
OTP BANK P...	17,365.00	-0.29	➡
KOMERCNI	869.50	-0.29	➡

B...

ANY	3,640.00	-0.27	↔
SECURI...			

Intraday	1w	1m	6m	1y	3y
----------	----	----	----	----	----

Futures and Options

Related Futures	8
-----------------	---

Related Options	-
-----------------	---

Details

2024/04/24 17:45:00

Price

1,943.90 EURDifference  -0.69% (-13.41)

General attributes

ISIN AT0000726476

Symbol -

Country Czechia

Security type Index

Instruments in index 29

Market data

Open 1,958.96 EUR

High 1,969.31 EUR

Low 1,942.81 EUR

Close (prev. day) 1,957.31 EUR

Trading volume (m) -

Volume (pcs) -

Performance and Risk

	6m	1y	3y
Perf (%)	+22.66%	+31.97%	+34.58%
Perf (abs.)	+361.63	+474.19	+502.95
Beta	-	-	-
Volatility	14.02	16.08	22.58






Information about previous performance does not guarantee future performance.

Source: FactSet

Price data

Ø price 5 days Ø volume 5 days (pcs.)	1,937.89 EUR (0)
Ø price 30 days Ø volume 30 days (pcs.)	1,910.36 EUR (0)
Ø price 100 days Ø volume 100 days (pcs.)	1,852.38 EUR (0)
Ø price 250 days Ø volume 250 days (pcs.)	1,700.84 EUR (0)
YTD High date	1,988.58 EUR (2024/04/10)
YTD Low date	1,743.23 EUR (2024/01/17)
52 Weeks High date	1,988.58 EUR (2024/04/10)
52 Weeks Low date	1,462.20 EUR (2023/04/26)

Composition

Name  ISIN	Price	Diff %  Diff +/-	Performance 	Date Time	Turnover Pc.  Turnover Money 
4IG NYILVANOSAN MUKODO RE... HU0000167788	810.00	-0.25% -2.00		24/04/24 17:19:59	21,804 17,642,567.00
ALLEGRO.EU SA LU2237380790	64.74	-% -		24/04/24 17:30:00	- -
ANY SECURITY PRINTING COM... HU0000093257	3,640.00	-0.27% -10.00		24/04/24 17:19:59	14,386 52,577,880.00
BANK POLSKA KASA OPIEKI S... PLPEKAO00016	54.45	-% -		24/04/24 16:50:00	- -
CD PROJEKT S.A. PLOPTTC00011	99.00	-% -		24/04/24 16:50:00	- -
CEZ AS CZ0005112300	847.00	-0.94% -8.00		24/04/24 16:15:00	112,548 95,740,867.50
COLT CZ GROUP SE CZK0.10 CZ0009008942	630.00	0.32% 2.00		24/04/24 16:15:22	4,422 2,801,541.00
DINO POLSKA SA PLDINPL00011	88.72	-0.61% -0.54		24/04/24 17:55:08	- -
ERSTE GROUP BANK AG AT0000652011	1,119.00	0.36% 4.00		24/04/24 16:22:47	116,859 130,801,177.00
KGHM POLSKA MIEDZ SA PLKGHM000017	112.85	-% -		24/04/24 16:50:00	- -
KOFOLA CESKOSLOVENSKO AS ... CZ0009000121	275.00	0.73% 2.00		24/04/24 16:01:04	1,741 476,876.00
KOMERCNI BANKA CZ0008019106	869.50	-0.29% -2.50		24/04/24 16:24:54	234,827 204,482,092.50
LPP SA PLLPP0000011	9,010.00	-% -		24/04/24 16:50:00	- -
MAGYAR TELEKOM TELECOMMUN... HU0000073507	942.00	0.21% 2.00		24/04/24 17:20:00	597,750 561,510,659.00
MASTERPLAST SHARE HUF100 HU0000093943	3,050.00	0.33% 10.00		24/04/24 17:20:00	2,048 6,249,350.00
MBANK SA PLBRE0000012	197.80	-% -		24/04/24 16:50:00	- -
MOL HUNGARIAN OIL & GAS P... HU0000153937	2,996.00	1.90% 56.00		24/04/24 17:19:59	435,005 1,297,941,998.00
MONETA MONEY BANK A.S. CZ0008040318	103.00	0.00% 0.00		24/04/24 16:15:21	432,748 44,660,663.60
OPUS GLOBAL NYRT HU0000110226	396.50	-0.88% -3.50		24/04/24 17:19:59	224,344 89,629,866.00
ORLEN SA PLPKN0000018	109.40	-% -		24/04/24 16:50:00	- -
OTP BANK PLC HU0000061726	17,365.00	-0.29% -50.00		24/04/24 17:20:00	332,239 5,768,638,320.00
PGE POLSKA GRUPA ENERGETY... PLPGER000010	11.97	-% -		24/04/24 16:50:00	- -
PHILIP MORRIS(CZ) CZK1000 CS0008418869	15,840.00	0.00% 0.00		24/04/24 16:15:20	347 5,503,820.00
POWSZECHNA KASA OSZCZEDNO... PLPKO0000016	22.59	-% -		24/04/24 16:50:00	- -
POWSZECHNY ZAKLAD UBEZPIE... PLPZU0000011	42.09	-% -		24/04/24 16:50:00	- -

AUSTRIA CECE OVERALL(EUR)

PRIMOCO UAV SE CZK1 CZ0005135970	890.00	0.00% 0.00		24/04/24 15:47:05	225 199,750.00
RICHTER GEDEON VEGYESZETI... HU0000123096	9,100.00	1.56% 140.00	■	24/04/24 17:19:59	208,148 1,880,165,955.00
SANTANDER BANK POLSKA SA PLBZ00000044	395.55	-% -		24/04/24 16:50:00	- -
VIENNA INSURANCE GROUP AT0000908504	29.55	-0.17% -0.05	■	24/04/24 17:35:08	26,311 778,615.50