

AUSTRIA CECE OVERALL(EUR)

ISIN: **AT0000726476** WKN: -

Overview

2024/04/18 17:45:00

Price

1,929.44 EURDifference  0.93% (17.82)

General attributes

ISIN	AT0000726476
Symbol	-
Country	Czechia
Instruments in index	29
Type of index	Performance Index
Security type	Index

Market data

Open	1,915.69 EUR
High	1,933.99 EUR
Low	1,908.87 EUR
Close (prev. day)	1,911.62 EUR
Trading volume (m)	-
Volume (pcs)	-

Top 5

Name 	Price	+ - (%)	Trend 
KOFOLA CES...	273.00	+1.49	
ERSTE GROU...	42.68	+1.33	
OPUS GLOBA...	398.50	+1.14	
PHILIP MOR...	16,020.00	+0.88	
COLT CZ GR...	628.00	+0.64	

Intraday **1w** 1m 6m 1y 3y

Flop 5











Name 	Price	+ - (%)	Trend 
RICHTER GE...	8,950.00	-1.16	
OTP BANK P...	17,045.00	-0.96	
CEZ AS	874.00	-0.68	



Information about previous performance does not guarantee future performance.

Source: FactSet

Recent research

on market		
Date	Headline	Download
2024/04/18	 CEE corporate bond rally	
2024/04/18	 Die Rally bei CEE-Corporate Bonds	
2024/04/15	 Parliamentary elections in Croatia	
2024/04/11	 Less aggressive monetary easing to come	
2024/04/10	 Prices of services continue to rise	

AUSTRIA CECE OVERALL(EUR)

ANY SECURI... 3,530.00 -0.56 ↘

MASTERPLAS... 3,050.00 -0.33 ↘

Intraday 1w 1m 6m 1y 3y

Futures and Options

Related Futures 8

Related Options -

Details

2024/04/18 17:45:00

Price

1,929.44 EUR

Difference



0.93% (17.82)

General attributes

ISIN AT0000726476

Symbol -

Country Czechia

Security type Index

Instruments in index 29

Market data

Open 1,915.69 EUR

High 1,933.99 EUR

Low 1,908.87 EUR

Close (prev. day) 1,911.62 EUR

Trading volume (m) -

Volume (pcs) -

Performance and Risk

	6m	1y	3y
Perf (%)	+17.64%	+30.12%	+30.79%
Perf (abs.)	+289.31	+446.66	+454.19
Beta	-	-	-
Volatility	14.06	16.04	22.55



5y

Information about previous performance does not guarantee future performance.

Source: FactSet

Price data

Ø price 5 days Ø volume 5 days (pcs.)	1,921.89 EUR (0)
Ø price 30 days Ø volume 30 days (pcs.)	1,901.36 EUR (0)
Ø price 100 days Ø volume 100 days (pcs.)	1,847.24 EUR (0)
Ø price 250 days Ø volume 250 days (pcs.)	1,695.58 EUR (0)
YTD High date	1,988.58 EUR (2024/04/10)
YTD Low date	1,743.23 EUR (2024/01/17)
52 Weeks High date	1,988.58 EUR (2024/04/10)
52 Weeks Low date	1,461.81 EUR (2023/04/19)

Composition

Name  ISIN	Price	Diff %  Diff +/-	Performance 	Date Time	Turnover Pc.  Turnover Money 
4IG NYILVANOSAN MUKODO RE... HU0000167788	815.00	0.00% 0.00		24/04/18 17:20:00	49,485 40,029,326.00
ALLEGRO.EU SA LU2237380790	7.286	3.57% 0.25		24/04/18 19:31:27	- -
ANY SECURITY PRINTING COM... HU0000093257	3,530.00	-0.56% -20.00		24/04/18 17:19:59	5,620 19,848,350.00
BANK POLSKA KASA OPIEKI S... PLPEKAO00016	42.49	6.15% 2.46		24/04/18 20:03:55	100 4,249.00
CD PROJEKT S.A. PLOPTTC00011	26.30	5.16% 1.29		24/04/18 19:53:19	2 52.60
CEZ AS CZ0005112300	874.00	-0.68% -6.00		24/04/18 16:22:56	164,307 143,558,466.50
COLT CZ GROUP SE CZK0.10 CZ0009008942	628.00	0.64% 4.00		24/04/18 16:15:14	3,625 2,276,035.00
DINO POLSKA SA PLDINPL00011	83.56	0.77% 0.64		24/04/18 21:50:02	- -
ERSTE GROUP BANK AG AT0000652011	1,069.50	1.33% 14.00		24/04/18 16:15:20	27,730 29,608,537.00
KGHM POLSKA MIEDZ SA PLKGHM000017	32.79	0.71% 0.23		24/04/18 19:31:26	- -
KOFOLA CESKOSLOVENSKO AS ... CZ0009000121	273.00	1.49% 4.00		24/04/18 16:15:17	1,487 406,986.00
KOMERCNI BANKA CZ0008019106	865.50	-0.29% -2.50		24/04/18 16:15:05	151,279 131,045,872.00
LPP SA PLLPP0000011	3,532.00	2.50% 86.00		24/04/18 19:31:36	- -
MAGYAR TELEKOM TELECOMMUN... HU0000073507	922.00	-0.32% -3.00		24/04/18 17:20:00	419,777 387,135,648.00
MASTERPLAST SHARE HUF100 HU0000093943	3,050.00	-0.33% -10.00		24/04/18 17:20:00	3,102 9,520,150.00
MBANK SA PLBRE0000012	197.80	-% -		24/04/18 16:50:00	- -
MOL HUNGARIAN OIL & GAS P... HU0000153937	3,020.00	-0.20% -6.00		24/04/18 17:19:59	607,603 1,835,022,702.00
MONETA MONEY BANK A.S. CZ0008040318	101.80	0.00% 0.00		24/04/18 16:15:16	448,865 45,768,014.40
OPUS GLOBAL NYRT HU0000110226	398.50	1.14% 4.50		24/04/18 17:20:00	174,396 69,043,086.00
ORLEN SA PLPKN0000018	15.30	-0.23% -0.04		24/04/18 19:31:27	- -
OTP BANK PLC HU0000061726	17,045.00	-0.96% -165.00		24/04/18 17:20:00	447,909 7,645,425,200.00
PGE POLSKA GRUPA ENERGETY... PLPGER000010	11.97	-% -		24/04/18 16:50:00	- -
PHILIP MORRIS(CZ) CZK1000 CS0008418869	16,020.00	0.88% 140.00		24/04/18 16:15:25	636 10,145,900.00
POWSZECHNA KASA OSZCZEDNO... PLPKO0000016	13.37	1.52% 0.20		24/04/18 19:31:37	- -
POWSZECHNY ZAKLAD UBEZPIE... PLPZU0000011	11.535	2.08% 0.24		24/04/18 19:30:31	- -

AUSTRIA CECE OVERALL(EUR)

PRIMOCO UAV SE CZK1 CZ0005135970	900.00	0.00% 0.00		24/04/18 13:41:45	253 227,700.00
RICHTER GEDEON VEGYESZETI... HU0000123096	8,950.00	-1.16% -105.00		24/04/18 17:20:00	232,653 2,090,360,675.00
SANTANDER BANK POLSKA SA PLBZ00000044	128.25	1.71% 2.15	█	24/04/18 19:31:36	- -
VIENNA INSURANCE GROUP AT0000908504	29.15	0.52% 0.15	█	24/04/18 17:35:11	42,085 1,225,091.35