

AUSTRIA CECE OVERALL(EUR)

ISIN: **AT0000726476** WKN: -

Overview

2024/04/15 13:15:40

Price

1,949.51 EURDifference  0.33% (6.37)







General attributes

ISIN	AT0000726476
Symbol	-
Country	Czechia
Instruments in index	29
Type of index	Performance Index
Security type	Index

Market data

Open	1,945.48 EUR
High	1,958.98 EUR
Low	1,943.90 EUR
Close (prev. day)	1,943.14 EUR
Trading volume (m)	-
Volume (pcs)	-

Top 5

Name 	Price	+ - (%)	Trend 
CEZ AS	880.00	+2.73	
MONETA MON...	103.40	+1.57	
KOFOLA CES...	277.00	+1.11	
ANY SECURI...	3,500.00	+0.87	
OTP BANK P...	17,640.00	+0.72	

Intraday **1w** 1m 6m 1y 3y

Flop 5

Name 	Price	+ - (%)	Trend 
OPUS GLOBA...	396.00	-2.25	
MAGYAR TEL...	925.00	-1.61	
MASTERPLAS...	3,160.00	-1.25	
4IG NYILVA...	805.00	-0.86	




Information about previous performance does not guarantee future performance.

Source: FactSet

Recent research

on market			Download
Date	Headline		
2024/04/15	 Parliamentary elections in Croatia		
2024/04/11	 Less aggressive monetary easing to come		
2024/04/10	 Prices of services continue to rise		
2024/04/08	 Industrial output positively surprised		
2024/04/08	 Inflation numbers and Serbia's central bank meetin...		

PHILIP MOR... 15,860.00 -0.76 

Intraday 1w 1m 6m 1y 3y

Futures and Options

Related Futures 8

Related Options -

Details

2024/04/15 13:15:40

Price

1,949.51 EUR

Difference



0.33% (6.37)

General attributes

ISIN AT0000726476

Symbol -

Country Czechia

Security type Index

Instruments in index 29

Market data

Open 1,945.48 EUR

High 1,958.98 EUR

Low 1,943.90 EUR

Close (prev. day) 1,943.14 EUR

Trading volume (m) -

Volume (pcs) -

Performance and Risk

	6m	1y	3y
Perf (%)	+25.51%	+35.54%	+32.63%
Perf (abs.)	+394.95	+509.54	+478.11
Beta	-	-	-
Volatility	15.10	15.75	22.47



5y

Information about previous performance does not guarantee future performance.

Source: FactSet

Price data

Ø price 5 days Ø volume 5 days (pcs.)	1,959.96 EUR (0)
Ø price 30 days Ø volume 30 days (pcs.)	1,892.48 EUR (0)
Ø price 100 days Ø volume 100 days (pcs.)	1,839.94 EUR (0)
Ø price 250 days Ø volume 250 days (pcs.)	1,689.61 EUR (0)
YTD High date	1,988.58 EUR (2024/04/10)
YTD Low date	1,743.23 EUR (2024/01/17)
52 Weeks High date	1,988.58 EUR (2024/04/10)
52 Weeks Low date	1,431.34 EUR (2023/04/13)

Composition

Name  ISIN	Price	Diff %  Diff +/-	Performance 	Date Time	Turnover Pc.  Turnover Money 
4IG NYILVANOSAN MUKODO RE... HU0000167788	805.00	0.25% 2.00		24/04/15 13:04:21	19,181 15,487,680.00
ALLEGRO.EU SA LU2237380790	7.048	1.98% 0.14		24/04/15 12:31:05	- -
ANY SECURITY PRINTING COM... HU0000093257	3,500.00	0.29% 10.00		24/04/15 13:14:01	4,526 15,808,640.00
BANK POLSKA KASA OPIEKI S... PLPEKAO00016	42.05	0.43% 0.18		24/04/15 12:31:14	- -
CD PROJEKT S.A. PLOPTTC00011	27.15	-1.77% -0.49		24/04/15 12:45:21	192 5,239.12
CEZ AS CZ0005112300	880.00	-0.34% -3.00		24/04/15 13:14:51	66,502 58,481,214.50
COLT CZ GROUP SE CZK0.10 CZ0009008942	620.00	0.32% 2.00		24/04/15 12:39:05	1,622 1,006,253.00
DINO POLSKA SA PLDINPL00011	85.92	0.94% 0.80		24/04/15 12:40:08	- -
ERSTE GROUP BANK AG AT0000652011	1,067.50	-0.84% -9.00		24/04/15 13:12:17	30,092 32,188,545.50
KGHM POLSKA MIEDZ SA PLKGHM000017	33.68	-2.26% -0.78		24/04/15 12:56:20	101 3,401.79
KOFOLA CESKOSLOVENSKO AS ... CZ0009000121	277.00	1.47% 4.00		24/04/15 13:15:11	1,972 541,595.00
KOMERCNI BANKA CZ0008019106	875.00	0.46% 4.00		24/04/15 13:14:06	92,659 80,991,344.50
LPP SA PLLPP0000011	3,682.00	0.93% 34.00		24/04/15 12:31:14	- -
MAGYAR TELEKOM TELECOMMUN... HU0000073507	925.00	1.09% 10.00		24/04/15 13:14:21	29,469 27,295,435.00
MASTERPLAST SHARE HUF100 HU0000093943	3,160.00	-0.32% -10.00		24/04/15 13:14:16	5,610 17,573,970.00
MBANK SA PLBRE0000012	154.45	-1.37% -2.15		24/04/15 10:30:28	- -
MOL HUNGARIAN OIL & GAS P... HU0000153937	3,062.00	0.46% 14.00		24/04/15 13:13:44	118,252 361,756,640.00
MONETA MONEY BANK A.S. CZ0008040318	103.40	-0.19% -0.20		24/04/15 13:04:34	65,448 6,764,622.80
OPUS GLOBAL NYRT HU0000110226	396.00	1.28% 5.00		24/04/15 13:04:33	98,435 39,001,903.00
ORLEN SA PLPKN0000018	402.90	0.02% 0.10		24/04/15 12:51:07	523 211,548.50
OTP BANK PLC HU0000061726	17,640.00	0.23% 40.00		24/04/15 13:13:01	121,601 2,145,876,050.00
PGE POLSKA GRUPA ENERGETY... PLPGER000010	1.4575	-2.41% -0.04		24/04/15 08:06:05	- -
PHILIP MORRIS(CZ) CZK1000 CS0008418869	15,860.00	1.15% 180.00		24/04/15 12:44:04	170 2,688,500.00
POWSZECHNA KASA OSZCZEDNO... PLPKO0000016	13.35	0.04% 0.01		24/04/15 12:31:14	- -
POWSZECHNY ZAKLAD UBEZPIE... PLPZU0000011	11.25	1.03% 0.12		24/04/15 12:30:13	- -

AUSTRIA CECE OVERALL(EUR)

PRIMOCO UAV SE CZK1 CZ0005135970	880.00	-3.83% -35.00		24/04/15 13:15:31	735 651,235.00
RICHTER GEDEON VEGYESZETI... HU0000123096	9,365.00	-0.27% -25.00		24/04/15 13:15:05	22,695 213,081,950.00
SANTANDER BANK POLSKA SA PLBZ00000044	128.60	0.74% 0.95		24/04/15 12:31:13	- -
VIENNA INSURANCE GROUP AT0000908504	28.70	-0.69% -0.20		24/04/15 12:03:12	6,826 195,626.50