

## AUSTRIA CECE OVERALL(EUR)

ISIN: **AT0000726476** WKN: -

## Overview

2023/03/31 14:27:37

Price

**1,373.84** EURDifference  0.30% (4.12)

## General attributes

ISIN	AT0000726476
Symbol	-
Country	Czech Republic
Instruments in index	29
Type of index	Performance Index
Security type	Index

## Market data







Open	1,369.66 EUR
High	1,380.08 EUR
Low	1,363.14 EUR
Close (prev. day)	1,369.72 EUR
Trading volume (m)	-
Volume (pcs)	-

## Top 5

Name 	Price	+ - (%) 	Trend 
ERSTE GROU...	30.48	+2.84 	
MAGYAR TEL...	404.00	+2.02 	
MONETA MON...	86.80	+1.44 	
KOMERCNI B...	717.00	+1.42 	
VIENNA INS...	24.75	+1.02 	

Intraday 1w 1m 6m 1y 3y

## Flop 5

Name 	Price	+ - (%) 	Trend 
ALTEO	2,750.00	-6.99 	
ENER...			
RICHTER GE...	7,290.00	-3.02 	
MOL	2,570.00	-2.11 	
HUNGAR...			
COLT CZ GR...	580.00	-1.71 	
OTP BANK P...	9,954.00	-1.21 	

5y



Information about previous performance does not guarantee future performance.

Source: FactSet

## Recent research

on market

Date	Headline	Download 
2023/03/29	 CNB sees both-sided risks	
2023/03/29	 Interest rates remain stable	
2023/03/27	 Hungarian central bank in the spotlight	
2023/03/27	 Hungarian central bank in the spotlight	
2023/03/20	 A pause in data flow	

Intraday 1w 1m 6m 1y 3y

**Futures and Options**

Related Futures 8

Related Options -

## Details

2023/03/31 14:27:37

## Price

**1,373.84** EURDifference  0.30% (4.12)

## General attributes

ISIN AT0000726476

Symbol -

Country Czech Republic

Security type Index

Instruments in index 29

## Market data

Open 1,369.66 EUR

High 1,380.08 EUR

Low 1,363.14 EUR

Close (prev. day) 1,369.72 EUR

Trading volume (m) -

Volume (pcs) -

## Performance and Risk

	6m	1y	3y
Perf (%)	+29.38%	-15.24%	+26.65%
Perf (abs.)	+311.06	-246.22	+288.25
Beta	-	-	-
Volatility	22.14	23.77	24.65



5y

Information about previous performance does not guarantee future performance.

Source: FactSet




## Price data

Ø price 5 days   Ø volume 5 days (pcs.)	1,329.10 EUR (0)
Ø price 30 days   Ø volume 30 days (pcs.)	1,394.76 EUR (0)
Ø price 100 days   Ø volume 100 days (pcs.)	1,379.03 EUR (0)
Ø price 250 days   Ø volume 250 days (pcs.)	1,312.08 EUR (0)
YTD High   date	1,489.79 EUR (2023/03/01)
YTD Low   date	1,257.82 EUR (2023/03/20)
52 Weeks High   date	1,625.96 EUR (2022/04/04)
52 Weeks Low   date	1,037.29 EUR (2022/10/03)

## Composition

Name  ISIN	Price	Diff %  Diff +/-	Performance 	Date Time	Turnover Pc.  Turnover Money 
4IG NYILVANOSAN MUKODO RE... HU0000167788	677.00	0.00% 0.00		23/03/31 14:16:19	15,370 10,379,103.00
ALLEGRO.EU SA LU2237380790	6.147	-2.29% -0.14		23/03/31 14:12:56	- -
ALTEO ENERGIASZOLGALTATO ... HU0000155726	2,750.00	3.38% 90.00		23/03/31 12:22:29	10,066 27,250,760.00
BANK POLSKA KASA OPIEKI S... PLPEKAO00016	18.225	1.87% 0.34		23/03/31 08:06:55	- -
CD PROJEKT S.A. PLOPTTC00011	23.915	-3.26% -0.81		23/03/31 14:26:06	3,094 78,132.35
CEZ AS CZ0005112300	1,046.00	2.75% 28.00		23/03/31 14:26:42	173,047 179,227,002.00
COLT CZ GROUP SE CZK0.10 CZ0009008942	580.00	0.87% 5.00		23/03/31 14:14:45	1,226 710,145.00
DINO POLSKA SA PLDINPL00011	80.64	2.21% 1.74		23/03/31 14:12:54	- -
ERSTE GROUP BANK AG AT0000652011	716.20	-1.19% -8.60		23/03/31 14:24:51	102,499 73,544,772.20
KGHM POLSKA MIEDZ SA PLKGHM000017	26.08	-1.06% -0.28		23/03/31 14:16:36	717 18,831.39
KOFOLA CESKOSLOVENSKO AS ... CZ0009000121	240.00	1.27% 3.00		23/03/31 14:00:00	763 182,757.00
KOMERCNI BANKA CZ0008019106	717.00	0.56% 4.00		23/03/31 14:26:59	74,681 53,461,600.50
LPP SA PLLPP0000011	2,046.00	1.89% 38.00		23/03/31 08:06:40	- -
MAGYAR TELEKOM TELECOMMUN... HU0000073507	404.00	0.00% 0.00		23/03/31 14:23:53	138,280 55,616,547.00
MASTERPLAST SHARE HUF100 HU0000093943	3,190.00	0.79% 25.00		23/03/31 14:03:34	1,465 4,577,785.00
MBANK SA PLBRE0000012	63.90	2.82% 1.75		23/03/31 14:12:54	- -
MOL HUNGARIAN OIL & GAS P... HU0000153937	2,570.00	2.80% 70.00		23/03/31 14:24:42	302,265 772,078,428.00
MONETA MONEY BANK A.S. CZ0008040318	86.80	2.48% 2.10		23/03/31 14:26:35	300,726 25,870,748.30
OPUS GLOBAL NYRT HU0000110226	118.00	0.85% 1.00		23/03/31 14:26:48	59,371 7,026,237.00
OTP BANK PLC HU0000061726	9,954.00	1.61% 158.00		23/03/31 14:26:08	149,836 1,481,707,740.00
PGE POLSKA GRUPA ENERGETY... PLPGER000010	1.281	-1.46% -0.02		23/03/31 14:12:54	- -
PHILIP MORRIS(CZ) CZK1000 CS0008418869	17,440.00	-0.34% -60.00		23/03/31 14:09:54	89 1,561,600.00
PHOTON ENERGY NV NL0010391108	59.00	-1.01% -0.60		23/03/31 14:25:38	16,273 963,833.60
PKN ORLEN SA PLPKN0000018	12.27	0.82% 0.10		23/03/31 14:12:57	- -
POWSZECHNA KASA OSZCZEDNO... PLPKO0000016	6.04	1.79% 0.11		23/03/31 14:12:57	- -

## AUSTRIA CECE OVERALL(EUR)

POWSZECHNY ZAKLAD UBEZPIE... PLPZU0000011	7.054	4.69% 0.32		23/03/31 14:12:57	- -
RICHTER GEDEON VEGYESZETI... HU0000123096	7,290.00	0.76% 55.00		23/03/31 14:27:09	126,751 924,789,585.00
SANTANDER BANK POLSKA SA PLBZ00000044	62.80	1.45% 0.90		23/03/31 14:12:56	- -
VIENNA INSURANCE GROUP AT0000908504	24.75	0.41% 0.10		23/03/31 13:59:05	33,971 833,670.10