

## AUSTRIA CECE OVERALL(EUR)

ISIN: **AT0000726476** WKN: -

## Overview

2023/01/27 17:45:00

Price

**1,460.79** EURDifference  0.15% (2.18)






## General attributes

ISIN	AT0000726476
Symbol	-
Country	Czech Republic
Instruments in index	26
Type of index	Performance Index
Security type	Index

## Market data





Open	1,458.63 EUR
High	1,469.63 EUR
Low	1,458.36 EUR
Close (prev. day)	1,458.61 EUR
Trading volume (m)	-
Volume (pcs)	-

## Top 5

Name 	Price	+ - (%)	Trend 
MONETA MON...	81.00	+2.92	
KOMERCNI B...	725.00	+1.75	
MOL HUNGAR...	2,788.00	+1.46	
KOFOLA CES...	253.00	+0.80	
CEZ AS	920.00	+0.55	

Intraday **1w** 1m 6m 1y 3y

## Flop 5

Name 	Price	+ - (%)	Trend 
MAGYAR TEL...	370.00	-2.12	
OPUS GLOBA...	132.00	-1.49	






5y



Information about previous performance does not guarantee future performance.

Source: FactSet

## Recent research

on market		
Date	Headline	Download
2023/01/23	 Will Hungarian central bank hint the normalization...	
2023/01/23	 Will Hungarian central bank hint that normalizatio...	
2023/01/19	 CEE Special Report   Upcoming rating decisions	
2023/01/18	 Yields heading south this year	
2023/01/16	 Inflation gets around the peak	

OTP BANK P...	11,250.00	-1.32	↓
RICHTER GE...	8,240.00	-0.60	→

Intraday	1w	1m	6m	1y	3y
----------	----	----	----	----	----

**Futures and Options**

Related Futures	8
Related Options	-

## Details

2023/01/27 17:45:00

Price

**1,460.79** EUR

Difference



0.15% (2.18)

## General attributes

ISIN AT0000726476

Symbol -

Country Czech Republic

Security type Index

Instruments in index 26

## Market data

Open 1,458.63 EUR

High 1,469.63 EUR

Low 1,458.36 EUR

Close (prev. day) 1,458.61 EUR

Trading volume (m) -

Volume (pcs) -

## Performance and Risk

	6m	1y	3y
Perf (%)	+15.85%	-17.93%	-12.99%
Perf (abs.)	+199.87	-319.07	-218.05
Beta	-	-	-
Volatility	23.17	31.17	27.70

5y



Information about previous performance does not guarantee future performance.

Source: FactSet

## Price data

Ø price 5 days   Ø volume 5 days (pcs.)	1,449.39 EUR (0)
Ø price 30 days   Ø volume 30 days (pcs.)	1,390.43 EUR (0)
Ø price 100 days   Ø volume 100 days (pcs.)	1,260.77 EUR (0)
Ø price 250 days   Ø volume 250 days (pcs.)	1,338.82 EUR (0)
YTD High   date	1,469.63 EUR (2023/01/27)
YTD Low   date	1,335.13 EUR (2023/01/02)
52 Weeks High   date	1,832.95 EUR (2022/02/10)
52 Weeks Low   date	1,037.29 EUR (2022/10/03)

## Composition

Name  ISIN	Price	Diff %  Diff +/-	Performance 	Date Time	Turnover Pc.  Turnover Money 
4IG NYILVANOSAN MUKODO RE... HU0000167788	698.00	0.00% 0.00		23/01/27 17:20:00	24,019 16,832,739.00
ALLEGRO.EU SA LU2237380790	6.412	0.17% 0.01		23/01/27 22:26:50	15 95.03
BANK POLSKA KASA OPIEKI S... PLPEKAO00016	19.475	-1.34% -0.27		23/01/27 22:26:55	145 2,851.74
CD PROJEKT S.A. PLOPTTC00011	28.45	-0.66% -0.19		23/01/27 22:26:51	1,820 52,064.78
CEZ AS CZ0005112300	920.00	0.55% 5.00		23/01/27 16:21:41	613,072 558,510,235.50
COLT CZ GROUP SE CZK0.10 CZ0009008942	575.00	0.52% 3.00		23/01/27 16:15:09	6,913 3,971,387.00
DINO POLSKA SA PLDINPL00011	82.42	0.07% 0.06		23/01/27 22:02:07	- -
ERSTE GROUP BANK AG AT0000652011	811.60	0.07% 0.60		23/01/27 16:15:05	46,613 37,754,098.80
KGHM POLSKA MIEDZ SA PLKGHM000017	31.38	-1.41% -0.45		23/01/27 22:26:55	264 8,333.81
KOFOLA CESKOSLOVENSKO AS ... CZ0009000121	253.00	0.80% 2.00		23/01/27 16:01:14	522 131,875.00
KOMERCNI BANKA CZ0008019106	725.00	1.75% 12.50		23/01/27 16:23:17	147,200 105,909,471.00
LPP SA PLLPP0000011	2,214.00	-% -		23/01/27 22:02:06	- -
MAGYAR TELEKOM TELECOMMUN... HU0000073507	370.00	-2.12% -8.00		23/01/27 17:19:59	365,690 136,566,730.00
MASTERPLAST SHARE HUF100 HU0000093943	3,690.00	0.00% 0.00		23/01/27 17:20:00	3,354 12,248,475.00
MOL HUNGARIAN OIL & GAS P... HU0000153937	2,788.00	1.46% 40.00		23/01/27 17:20:00	631,992 1,760,277,546.00
MONETA MONEY BANK A.S. CZ0008040318	81.00	2.92% 2.30		23/01/27 16:17:13	477,860 38,332,886.80
OPUS GLOBAL NYRT HU0000110226	132.00	-1.49% -2.00		23/01/27 17:20:00	80,723 10,700,339.00
OTP BANK PLC HU0000061726	11,250.00	-1.32% -150.00		23/01/27 17:20:00	370,765 4,201,550,495.00
PGE POLSKA GRUPA ENERGETY... PLPGER000010	1.609	-0.06% -0.00		23/01/27 22:26:57	4 6.47
PHILIP MORRIS(CZ) CZK1000 CS0008418869	16,600.00	0.36% 60.00		23/01/27 16:15:18	187 3,113,280.00
PKN ORLEN SA PLPKN0000018	14.485	4.25% 0.59		23/01/27 22:26:54	2,697 38,123.35
POWSZECHNA KASA OSZCZEDNO... PLPKO0000016	6.858	-1.35% -0.09		23/01/27 22:26:57	686 4,762.21
POWSZECHNY ZAKLAD UBEZPIE... PLPZU0000011	7.774	-0.97% -0.08		23/01/27 22:02:06	- -
RICHTER GEDEON VEGYESZETI... HU0000123096	8,240.00	-0.60% -50.00		23/01/27 17:20:00	114,158 944,532,380.00
SANTANDER BANK POLSKA SA PLBZ00000044	60.10	-0.91% -0.55		23/01/27 22:02:06	- -

VIENNA INSURANCE GROUP AT0000908504	24.80	0.40% 0.10		23/01/27 17:35:18	24,885 616,917.60
--	-------	---------------	--	----------------------	----------------------