

AUSTRIA CECE CTX(EUR)

ISIN: AT0000726443 WKN: -

Overview

2024/10/18 17:45:00

Price

2,047.35 EURDifference  0.93% (18.77)

General attributes

ISIN	AT0000726443
Symbol	-
Country	Czechia
Instruments in index	8
Type of index	Price Index
Security type	Index

Market data






Open	2,028.34 EUR
High	2,049.48 EUR
Low	2,028.14 EUR
Close (prev. day)	2,028.58 EUR
Trading volume (m)	-
Volume (pcs)	-

Top 5

Name 	Price	+ - (%) 	Trend 
MONETA MON...	114.00	+2.89 	
ERSTE GROU...	50.20	+0.99 	
VIENNA INS...	30.55	+0.92 	
KOMERCNI B...	815.50	+0.49 	
CEZ AS	864.00	+0.35 	

Intraday 1w 1m 6m 1y 3y

Flop 5

Name 	Price	+ - (%) 	Trend 
COLT CZ GR...	603.00	-0.33 	

Intraday 1w 1m 6m 1y 3y

Futures and Options

Related Futures	-
Related Options	-

5y














Information about previous performance does not guarantee future performance.

Source: FactSet

Recent research

on market

Date	Headline	Download 
2024/10/15	 NET4GAS: Acquisition by ČEPS provides financial se...	
2024/10/15	 NET4GAS: Übernahme durch ČEPS gibt finanzielle Sic...	
2024/10/15	 Endgültige Inflationszahlen und Handelsdaten	
2024/10/13	 Final inflation numbers and trade data	
2024/10/10	 CEE is not finished with monetary easing, rates wi...	

Details

2024/10/18 17:45:00

Price

2,047.35 EURDifference  0.93% (18.77)

General attributes

ISIN AT0000726443

Symbol -

Country Czechia

Security type Index

Instruments in index 8

Market data

Open 2,028.34 EUR

High 2,049.48 EUR

Low 2,028.14 EUR

Close (prev. day) 2,028.58 EUR

Trading volume (m) -

Volume (pcs) -

Performance and Risk

	6m	1y	3y
Perf (%)	+5.01%	+17.22%	+18.47%
Perf (abs.)	+97.59	+300.77	+319.19
Beta	-	-	-
Volatility	12.51	11.11	19.17



Information about previous performance does not guarantee future performance.
Source: FactSet

Price data

Ø price 5 days Ø volume 5 days (pcs.)	2,026.68 EUR (0)
Ø price 30 days Ø volume 30 days (pcs.)	2,002.56 EUR (0)
Ø price 100 days Ø volume 100 days (pcs.)	1,990.94 EUR (0)
Ø price 250 days Ø volume 250 days (pcs.)	1,923.27 EUR (0)
YTD High date	2,049.48 EUR (2024/10/18)
YTD Low date	1,791.79 EUR (2024/03/05)
52 Weeks High date	2,049.48 EUR (2024/10/18)
52 Weeks Low date	1,722.30 EUR (2023/10/20)

Composition

Name  ISIN	Price	Diff %  Diff +/-	Performance 	Date Time	Turnover Pc.  Turnover Money 
CEZ AS CZ0005112300	864.00	0.35% 3.00		24/10/18 16:15:06	140,310 121,106,981.50
COLT CZ GROUP SE CZK0.10 CZ0009008942	603.00	-0.33% -2.00		24/10/18 16:24:32	68,831 41,694,493.00
ERSTE GROUP BANK AG AT0000652011	1,271.50	0.99% 12.50		24/10/18 16:20:01	58,467 73,923,554.50
KOFOLA CESKOSLOVENSKO AS ... CZ0009000121	333.00	0.30% 1.00		24/10/18 16:15:06	5,230 1,717,058.00
KOMERCNI BANKA CZ0008019106	815.50	0.49% 4.00		24/10/18 16:23:12	63,233 51,468,251.50
MONETA MONEY BANK A.S. CZ0008040318	114.00	2.89% 3.20		24/10/18 16:15:09	650,333 73,829,642.20
PHILIP MORRIS(CZ) CZK1000 CS0008418869	15,960.00	0.25% 40.00		24/10/18 16:05:33	254 4,046,200.00
VIENNA INSURANCE GROUP AT0000908504	770.00	0.92% 7.00		24/10/18 14:47:24	874 671,334.00