

AUSTRIA CECE CTX(EUR)

ISIN: AT0000726443 WKN: -

Overview

2024/09/18 17:45:00

Price

1,980.00 EURDifference  -0.27% (-5.28)

General attributes

ISIN	AT0000726443
Symbol	-
Country	Czechia
Instruments in index	9
Type of index	Price Index
Security type	Index

Market data





Open	1,985.84 EUR
High	1,988.75 EUR
Low	1,977.31 EUR
Close (prev. day)	1,985.28 EUR
Trading volume (m)	-
Volume (pcs)	-

Top 5

Name	Price	+ - (%)	Trend
PRIMOCO UA...	910.00	+1.11	
KOFOLA CES...	327.00	+0.62	

Intraday 1w 1m 6m 1y 3y

Flop 5

Name	Price	+ - (%)	Trend
VIENNA INS...	30.20	-1.18	
KOMERCNI B...	763.50	-0.59	
ERSTE GROU...	47.89	-0.50	
PHILIP MOR...	15,200.00	-0.39	

Intraday 1w 1m 6m 1y 3y

Futures and Options

Related Futures	-
Related Options	-

5y













Information about previous performance does not guarantee future performance.

Source: FactSet

Recent research

on market

Date	Headline	Download
2024/09/16	 Industry, producer prices and labor market data	
2024/09/13	 Czechia Gradual economic recovery	
2024/09/13	 CEE Germany's underperformance is sneaking into ...	
2024/09/10	 Inflation driven by services	
2024/09/08	 Will Croatia see a rating upgrade?	

Details

2024/09/18 17:45:00

Price

1,980.00 EUR

Difference

**-0.27%** (-5.28)

General attributes

ISIN AT0000726443

Symbol -

Country Czechia

Security type Index

Instruments in index 9

Market data

Open 1,985.84 EUR

High 1,988.75 EUR

Low 1,977.31 EUR

Close (prev. day) 1,985.28 EUR

Trading volume (m) -

Volume (pcs) -

Performance and Risk

	6m	1y	3y
Perf (%)	+5.61%	+12.96%	+19.14%
Perf (abs.)	+105.18	+227.14	+318.08
Beta	-	-	-
Volatility	12.70	11.10	19.23



5y

Information about previous performance does not guarantee future performance.

Source: FactSet

Price data

Ø price 5 days Ø volume 5 days (pcs.)	1,984.21 EUR (0)
Ø price 30 days Ø volume 30 days (pcs.)	1,992.58 EUR (0)
Ø price 100 days Ø volume 100 days (pcs.)	1,988.29 EUR (0)
Ø price 250 days Ø volume 250 days (pcs.)	1,899.59 EUR (0)
YTD High date	2,037.19 EUR (2024/09/03)
YTD Low date	1,791.79 EUR (2024/03/05)
52 Weeks High date	2,037.19 EUR (2024/09/03)
52 Weeks Low date	1,719.00 EUR (2023/10/06)

Composition

Name  ISIN	Price	Diff %  Diff +/-	Performance 	Date Time	Turnover Pc.  Turnover Money 
CEZ AS CZ0005112300	855.00	0.00% 0.00		24/09/18 16:15:23	99,940 85,440,238.00
COLT CZ GROUP SE CZK0.10 CZ0009008942	620.00	0.00% 0.00		24/09/18 16:15:06	14,537 9,039,349.00
ERSTE GROUP BANK AG AT0000652011	1,191.00	-0.50% -6.00		24/09/18 16:16:32	24,367 29,130,249.50
KOFOLA CESKOSLOVENSKO AS ... CZ0009000121	327.00	0.62% 2.00		24/09/18 16:15:20	5,263 1,727,774.00
KOMERCNI BANKA CZ0008019106	763.50	-0.59% -4.50		24/09/18 16:15:29	41,933 32,063,614.00
MONETA MONEY BANK A.S. CZ0008040318	110.00	0.00% 0.00		24/09/18 16:15:03	264,947 28,897,309.60
PHILIP MORRIS(CZ) CZK1000 CS0008418869	15,200.00	-0.39% -60.00		24/09/18 16:15:26	204 3,103,220.00
PRIMOCO UAV SE CZK1 CZ0005135970	910.00	1.11% 10.00		24/09/18 09:52:04	98 88,230.00
VIENNA INSURANCE GROUP AT0000908504	753.00	-1.18% -9.00		24/09/18 13:50:51	1,180 889,195.00