

AUSTRIA CECE CTX(EUR)

ISIN: **AT0000726443** WKN: -

Overview

2024/08/16 17:45:00

Price

1,983.09 EUR

Difference ▼ **-0.01%** (-0.28)

General attributes

ISIN AT0000726443

Symbol -

Country Czechia

Instruments in index 9

Type of index Price Index

Security type Index

Top 5

Name	Price	+ - (%)	Trend
MONETA MON...	106.20	+1.72	▲
VIENNA INS...	30.10	+0.80	➡
KOMERCNI B...	764.50	+0.33	➡
PHILIP MOR...	15,340.00	+0.13	➡

Intraday 1w 1m 6m 1y 3y

Flop 5

Name	Price	+ - (%)	Trend
CEZ AS	891.50	-0.94	➡
ERSTE GROU...	47.28	-0.58	➡

Intraday 1w 1m 6m 1y 3y



More information on countries & regions

➤ Markets by Region



Information about previous performance does not guarantee future performance. Source: FactSet

Recent research

Date	Headline	Download
2024/08/14	CEE Special Report Social Development Goals in t...	⬇
2024/08/12	Increase in food and recreation prices	⬇
2024/08/12	Corporate Credit Monitor CEE	⬇
2024/08/12	Corporate Credit Monitor CEE (DE)	⬇
2024/08/12	GDP growth data in spotlight	⬇

Details

2024/08/16 17:45:00

Price

1,983.09 EUR

Difference

**-0.01%** (-0.28)

General attributes

ISIN AT0000726443

Symbol -

Country Czechia

Security type Index

Instruments in index 9

Market data

Open 1,980.97 EUR

High 1,990.48 EUR

Low 1,979.53 EUR

Close (prev. day) 1,983.37 EUR

Trading volume (m) -

Volume (pcs) -

Performance and Risk

	6m	1y	3y
Perf (%)	+7.05%	+10.23%	+22.86%
Perf (abs.)	+130.66	+184.04	+369.01
Beta	-	-	-
Volatility	12.97	11.18	19.25



5y




Information about previous performance does not guarantee future performance.

Source: FactSet

Price data

Ø price 5 days Ø volume 5 days (pcs.)	1,972.83 EUR (0)
Ø price 30 days Ø volume 30 days (pcs.)	1,985.10 EUR (0)
Ø price 100 days Ø volume 100 days (pcs.)	1,975.39 EUR (0)
Ø price 250 days Ø volume 250 days (pcs.)	1,875.72 EUR (0)
YTD High date	2,033.21 EUR (2024/05/21)
YTD Low date	1,791.79 EUR (2024/03/05)
52 Weeks High date	2,033.21 EUR (2024/05/21)
52 Weeks Low date	1,706.27 EUR (2023/09/11)

Composition

Name  ISIN	Price	Diff %  Diff +/-	Performance 	Date Time	Turnover Pc.  Turnover Money 
CEZ AS CZ0005112300	891.50	-0.94% -8.50		24/08/16 16:19:12	132,566 118,782,707.00
COLT CZ GROUP SE CZK0.10 CZ0009008942	654.00	0.00% 0.00		24/08/16 16:15:20	6,555 4,285,297.00
ERSTE GROUP BANK AG AT0000652011	1,190.00	-0.58% -7.00		24/08/16 16:15:14	45,412 54,173,763.50
KOFOLA CESKOSLOVENSKO AS ... CZ0009000121	305.00	0.00% 0.00		24/08/16 16:15:07	2,850 865,628.00
KOMERCNI BANKA CZ0008019106	764.50	0.33% 2.50		24/08/16 16:15:18	61,615 47,142,616.50
MONETA MONEY BANK A.S. CZ0008040318	106.20	1.72% 1.80	█	24/08/16 16:15:25	155,250 16,431,508.60
PHILIP MORRIS(CZ) CZK1000 CS0008418869	15,340.00	0.13% 20.00		24/08/16 16:09:53	418 6,410,540.00
PRIMOCO UAV SE CZK1 CZ0005135970	850.00	0.00% 0.00		24/08/16 15:05:33	74 62,900.00
VIENNA INSURANCE GROUP AT0000908504	758.00	0.80% 6.00	█	24/08/16 15:53:50	163 123,537.00