

# AUSTRIA CECE CTX(EUR)

ISIN: **AT0000726443** WKN: -

## Overview

2024/07/26 17:45:00	
<b>Price</b>	<b>2,002.26</b> EUR
<b>Difference</b>	<span style="color: red;">▼</span> -0.01% (-0.19)
<b>General attributes</b>	
ISIN	AT0000726443
Symbol	-
Country	Czechia
Instruments in index	9
Type of index	Price Index
Security type	Index
<b>Market data</b>	
Open	2,004.67 EUR
High	2,014.83 EUR
Low	1,998.00 EUR
Close (prev. day)	2,002.45 EUR
Trading volume (m)	-
Volume (pcs)	-



Information about previous performance does not guarantee future performance.  
Source: FactSet

### Top 5

Name	Price	+ - (%)	Trend
COLT CZ GR...	664.00	+0.61	➔
ERSTE GROU...	47.75	+0.38	➔
PHILIP MOR...	15,340.00	+0.26	➔
KOMERCNI B...	799.00	+0.25	➔

Intraday 1w 1m 6m 1y 3y

### Flop 5

Name	Price	+ - (%)	Trend
VIENNA INS...	29.30	-1.85	➔
KOFOLA CES...	302.00	-0.33	➔
MONETA MON...	108.60	-0.18	➔
CEZ AS	905.00	-0.11	➔

Intraday 1w 1m 6m 1y 3y

### Recent research

on market		
Date	Headline	Download
2024/07/25	CEE Special Report   Can we work more for longer?	⬇
2024/07/22	CEE   Baltics   Economic performance further diver...	⬇
2024/07/22	Will Hungarian central bank pause or continue with...	⬇
2024/07/18	Western Balkan and the EU - who is ready?	⬇
2024/07/15	Data mix in the week to come	⬇

**Futures and Options**

**Related Futures** -

**Related Options** -

## Details

2024/07/26 17:45:00

Price

**2,002.26** EUR

Difference

**-0.01%** (-0.19)

## General attributes

ISIN AT0000726443

Symbol -

Country Czechia

Security type Index

Instruments in index 9

## Market data

Open 2,004.67 EUR

High 2,014.83 EUR

Low 1,998.00 EUR

Close (prev. day) 2,002.45 EUR

Trading volume (m) -

Volume (pcs) -

## Performance and Risk

	6m	1y	3y
Perf (%)	+7.90%	+12.80%	+32.13%
Perf (abs.)	+146.68	+227.17	+486.93
Beta	-	-	-
Volatility	11.08	10.08	19.07



5y





Information about previous performance does not guarantee future performance.

Source: FactSet

## Price data

Ø price 5 days   Ø volume 5 days (pcs.)	2,013.39 EUR (0)
Ø price 30 days   Ø volume 30 days (pcs.)	1,983.30 EUR (0)
Ø price 100 days   Ø volume 100 days (pcs.)	1,960.44 EUR (0)
Ø price 250 days   Ø volume 250 days (pcs.)	1,864.28 EUR (0)
YTD High   date	2,033.21 EUR (2024/05/21)
YTD Low   date	1,791.79 EUR (2024/03/05)
52 Weeks High   date	2,033.21 EUR (2024/05/21)
52 Weeks Low   date	1,706.27 EUR (2023/09/11)

## Composition

Name  ISIN	Price	Diff %  Diff +/-	Performance 	Date Time	Turnover Pc.  Turnover Money 
CEZ AS CZ0005112300	905.00	-0.11% -1.00		24/07/26 16:15:05	64,608 58,638,108.50
COLT CZ GROUP SE CZK0.10 CZ0009008942	664.00	0.61% 4.00		24/07/26 16:15:24	7,112 4,723,997.00
ERSTE GROUP BANK AG AT0000652011	1,200.50	0.38% 4.50		24/07/26 16:24:39	112,449 134,849,468.00
KOFOLA CESKOSLOVENSKO AS ... CZ0009000121	302.00	-0.33% -1.00		24/07/26 16:09:40	2,436 738,301.00
KOMERCNI BANKA CZ0008019106	799.00	0.25% 2.00		24/07/26 16:15:20	80,557 64,443,918.00
MONETA MONEY BANK A.S. CZ0008040318	108.60	-0.18% -0.20		24/07/26 16:16:07	363,151 39,626,770.80
PHILIP MORRIS(CZ) CZK1000 CS0008418869	15,340.00	0.26% 40.00		24/07/26 16:09:55	100 1,533,240.00
PRIMOCO UAV SE CZK1 CZ0005135970	900.00	0.00% 0.00		24/07/26 16:00:27	637 570,500.00
VIENNA INSURANCE GROUP AT0000908504	741.00	-1.85% -14.00		24/07/26 16:15:00	75,997 56,166,774.00