

AUSTRIA CECE CTX(EUR)

ISIN: AT0000726443 WKN: -

Overview

2024/07/17 17:45:00

Price

2,007.70 EURDifference  0.44% (8.76)

General attributes

ISIN AT0000726443

Symbol -

Country Czechia

Instruments in index 9

Type of index Price Index

Security type Index

Market data

Open 2,001.07 EUR

High 2,012.35 EUR



Low 2,000.57 EUR

Close (prev. day) 1,998.94 EUR

Trading volume (m) -



Volume (pcs) -

Top 5

Name 	Price	+ - (%)	Trend 
COLT CZ GR...	678.00	+1.04	
KOMERCNI B...	802.50	+0.69	
PHILIP MOR...	15,420.00	+0.39	
ERSTE GROU...	46.48	+0.34	
MONETA MON...	105.20	+0.19	

Intraday 1w 1m 6m 1y 3y

Flop 5

Name 	Price	+ - (%) 	Trend 
VIENNA INS...	30.85	-0.26	

Intraday 1w 1m 6m 1y 3y

Futures and Options

Related Futures -

5y



Information about previous performance does not guarantee future performance.

Source: FactSet

Recent research

on market		
Date	Headline	Download
2024/07/15	 Data mix in the week to come	
2024/07/10	 Headline inflation affected by food prices	
2024/07/09	 EU News Monthly July 2024	
2024/07/08	 Industrial production remains volatile	
2024/07/08	 Central bank meeting in Serbia and June's inflatio...	

Related Options

-

Details

2024/07/17 17:45:00

Price

2,007.70 EUR

Difference



0.44% (8.76)

General attributes

ISIN AT0000726443

Symbol -

Country Czechia

Security type Index

Instruments in index 9

Market data

Open 2,001.07 EUR

High 2,012.35 EUR

Low 2,000.57 EUR

Close (prev. day) 1,998.94 EUR

Trading volume (m) -

Volume (pcs) -

Performance and Risk

	6m	1y	3y
Perf (%)	+7.38%	+13.96%	+31.56%
Perf (abs.)	+137.30	+244.84	+479.55
Beta	-	-	-
Volatility	11.19	10.09	19.10



Information about previous performance does not guarantee future performance.

Source: FactSet

Price data

Ø price 5 days Ø volume 5 days (pcs.)	1,990.51 EUR (0)
Ø price 30 days Ø volume 30 days (pcs.)	1,975.19 EUR (0)
Ø price 100 days Ø volume 100 days (pcs.)	1,943.90 EUR (0)
Ø price 250 days Ø volume 250 days (pcs.)	1,856.87 EUR (0)
YTD High date	2,033.21 EUR (2024/05/21)
YTD Low date	1,791.79 EUR (2024/03/05)
52 Weeks High date	2,033.21 EUR (2024/05/21)
52 Weeks Low date	1,706.27 EUR (2023/09/11)

Composition

Name  ISIN	Price	Diff %  Diff +/-	Performance 	Date Time	Turnover Pc.  Turnover Money 
CEZ AS CZ0005112300	903.50	0.00% 0.00		24/07/17 16:24:37	119,602 108,065,168.50
COLT CZ GROUP SE CZK0.10 CZ0009008942	678.00	1.04% 7.00		24/07/17 16:15:09	7,465 5,036,066.00
ERSTE GROUP BANK AG AT0000652011	1,188.50	0.34% 4.00		24/07/17 16:15:14	47,867 56,958,336.50
KOFOLA CESKOSLOVENSKO AS ... CZ0009000121	300.00	0.00% 0.00		24/07/17 16:15:07	2,462 739,158.00
KOMERCNI BANKA CZ0008019106	802.50	0.69% 5.50		24/07/17 16:15:06	65,100 52,081,599.00
MONETA MONEY BANK A.S. CZ0008040318	105.20	0.19% 0.20		24/07/17 16:15:02	103,626 10,889,489.00
PHILIP MORRIS(CZ) CZK1000 CS0008418869	15,420.00	0.39% 60.00		24/07/17 16:15:10	158 2,434,040.00
PRIMOCO UAV SE CZK1 CZ0005135970	1,000.00	0.00% 0.00		24/07/17 15:54:34	110 111,100.00
VIENNA INSURANCE GROUP AT0000908504	778.00	-0.26% -2.00		24/07/17 14:48:20	88 68,696.00