

AUSTRIA CECE CTX(EUR)

ISIN: **AT0000726443** WKN: -

Overview

2024/07/12 17:12:00

Price

1,993.08 EUR

Difference ▲ 0.40% (7.92)

General attributes

ISIN AT0000726443

Symbol -

Country Czechia

Instruments in index 9

Type of index Price Index

Security type Index

Top 5

Name	Price	+ - (%)	Trend
CEZ AS	909.00	+1.00	➔
KOFOLA CES...	297.00	+0.68	➔
PHILIP MOR...	15,340.00	+0.26	➔
ERSTE GROU...	46.65	+0.17	➔
VIENNA INS...	30.75	+0.13	➔

Intraday 1w 1m 6m 1y 3y

Flop 5

Name	Price	+ - (%)	Trend
PRIMOCO UA...	1,040.00	-1.89	➔
COLT CZ GR...	665.00	-0.30	➔

Intraday 1w 1m 6m 1y 3y



More information on countries &



Information about previous performance does not guarantee future performance. Source: FactSet

Recent research

Date	Headline	Download
2024/07/10	Headline inflation affected by food prices	Download
2024/07/09	EU News Monthly July 2024	Download
2024/07/08	Industrial production remains volatile	Download
2024/07/08	Central bank meeting in Serbia and June's inflatio...	Download
2024/07/03	Global Strategy 3Q 2024	Download

regions

➤ [Markets by Region](#)

Details

2024/07/12 17:12:00

Price

1,993.08 EUR

Difference



0.40% (7.92)

General attributes

ISIN AT0000726443

Symbol -

Country Czechia

Security type Index

Instruments in index 9

Market data

Open 1,983.59 EUR

High 1,993.08 EUR

Low 1,982.64 EUR

Close (prev. day) 1,985.16 EUR

Trading volume (m) -

Volume (pcs) -

Performance and Risk

	6m	1y	3y
Perf (%)	+5.55%	+16.15%	+36.74%
Perf (abs.)	+104.33	+276.06	+533.34
Beta	-	-	-
Volatility	11.37	10.11	19.25







Information about previous performance does not guarantee future performance.

Source: FactSet

Price data

Ø price 5 days Ø volume 5 days (pcs.)	1,979.49 EUR (0)
Ø price 30 days Ø volume 30 days (pcs.)	1,975.22 EUR (0)
Ø price 100 days Ø volume 100 days (pcs.)	1,939.36 EUR (0)
Ø price 250 days Ø volume 250 days (pcs.)	1,854.51 EUR (0)
YTD High date	2,033.21 EUR (2024/05/21)
YTD Low date	1,791.79 EUR (2024/03/05)
52 Weeks High date	2,033.21 EUR (2024/05/21)
52 Weeks Low date	1,706.27 EUR (2023/09/11)

Composition

Name  ISIN	Price	Diff %  Diff +/-	Performance 	Date Time	Turnover Pc.  Turnover Money 
CEZ AS CZ0005112300	909.00	1.00% 9.00		24/07/12 16:20:23	99,494 90,021,386.50
COLT CZ GROUP SE CZK0.10 CZ0009008942	665.00	-0.30% -2.00		24/07/12 16:15:07	36,007 24,099,684.00
ERSTE GROUP BANK AG AT0000652011	1,176.50	0.17% 2.00		24/07/12 16:24:54	27,320 32,126,751.50
KOFOLA CESKOSLOVENSKO AS ... CZ0009000121	297.00	0.68% 2.00		24/07/12 16:15:12	7,452 2,202,621.00
KOMERCNI BANKA CZ0008019106	787.50	0.00% 0.00		24/07/12 16:23:45	57,593 45,343,618.00
MONETA MONEY BANK A.S. CZ0008040318	104.00	0.00% 0.00		24/07/12 16:15:30	334,330 34,741,995.80
PHILIP MORRIS(CZ) CZK1000 CS0008418869	15,340.00	0.26% 40.00		24/07/12 16:15:11	198 3,050,460.00
PRIMOCO UAV SE CZK1 CZ0005135970	1,040.00	-1.89% -20.00		24/07/12 16:02:45	5,870 6,196,910.00
VIENNA INSURANCE GROUP AT0000908504	785.00	0.13% 1.00		24/07/12 14:36:27	1,181 923,703.00