

## AUSTRIA CECE CTX(EUR)

ISIN: AT0000726443 WKN: -

## Overview

2024/06/28 17:45:00

Price

**1,954.30** EURDifference  1.06% (20.56)

## General attributes

ISIN	AT0000726443
Symbol	-
Country	Czechia
Instruments in index	9
Type of index	Price Index
Security type	Index

## Top 5

Name	Price	+ - (%)	Trend
VIENNA INS...	30.50	+2.85	
MONETA MON...	102.20	+2.51	
PRIMOCO UA...	935.00	+2.19	
KOMERCNI B...	782.50	+1.56	
KOFOLA CES...	304.00	+1.33	

Intraday 1w 1m 6m 1y 3y

## Flop 5











Name	Price	+ - (%)	Trend
PHILIP MOR...	15,280.00	+0.13	
CEZ AS	880.00	+0.34	
COLT CZ GR...	677.00	+0.45	
ERSTE GROU...	44.24	+0.73	
KOFOLA CES...	304.00	+1.33	

Intraday 1w 1m 6m 1y 3y



Information about previous performance does not guarantee future performance.  
Source: FactSet

## Recent research

on market			Download
Date	Headline		
2024/06/27	 The August forecast could indicate the development...		
2024/06/27	 The CNB surprised the markets		
2024/06/24	 CNB set to cut rates this week, but by how much?		
2024/06/18	 Time to spend or to save? Households' situation af...		
2024/06/17	 The last cut in Hungary for the time being		

**More information on countries & regions**

**➤ Markets by Region**

## Details

2024/06/28 17:45:00

Price

**1,954.30** EURDifference  1.06% (20.56)

## General attributes

ISIN AT0000726443

Symbol -

Country Czechia

Security type Index

Instruments in index 9

## Market data

Open 1,930.38 EUR

High 1,957.97 EUR

Low 1,930.38 EUR

Close (prev. day) 1,933.74 EUR

Trading volume (m) -

Volume (pcs) -

## Performance and Risk

	6m	1y	3y
Perf (%)	+7.54%	+12.32%	+31.79%
Perf (abs.)	+137.05	+214.29	+471.46
Beta	-	-	-
Volatility	11.47	10.31	19.30



Information about previous performance does not guarantee future performance.

Source: FactSet

## Price data

Ø price 5 days   Ø volume 5 days (pcs.)	1,958.60 EUR (0)
Ø price 30 days   Ø volume 30 days (pcs.)	1,985.30 EUR (0)
Ø price 100 days   Ø volume 100 days (pcs.)	1,927.68 EUR (0)
Ø price 250 days   Ø volume 250 days (pcs.)	1,847.15 EUR (0)
YTD High   date	2,033.21 EUR (2024/05/21)
YTD Low   date	1,791.79 EUR (2024/03/05)
52 Weeks High   date	2,033.21 EUR (2024/05/21)
52 Weeks Low   date	1,678.41 EUR (2023/06/29)

## Composition

Name  ISIN	Price	Diff %  Diff +/-	Performance 	Date Time	Turnover Pc.  Turnover Money 
CEZ AS CZ0005112300	880.00	0.34% 3.00		24/06/28 16:16:43	182,181 159,992,147.50
COLT CZ GROUP SE CZK0.10 CZ0009008942	677.00	0.45% 3.00		24/06/28 16:15:02	2,435 1,652,774.00
ERSTE GROUP BANK AG AT0000652011	1,104.00	0.73% 8.00		24/06/28 16:15:32	49,911 55,179,655.50
KOFOLA CESKOSLOVENSKO AS ... CZ0009000121	304.00	1.33% 4.00		24/06/28 16:15:28	1,355 409,121.00
KOMERCNI BANKA CZ0008019106	782.50	1.56% 12.00		24/06/28 16:24:21	167,738 130,657,863.50
MONETA MONEY BANK A.S. CZ0008040318	102.20	2.51% 2.50		24/06/28 16:15:51	803,993 81,862,663.20
PHILIP MORRIS(CZ) CZK1000 CS0008418869	15,280.00	0.13% 20.00		24/06/28 16:15:11	250 3,814,380.00
PRIMOCO UAV SE CZK1 CZ0005135970	935.00	2.19% 20.00		24/06/28 15:57:36	2,246 2,066,965.00
VIENNA INSURANCE GROUP AT0000908504	757.00	2.85% 21.00		24/06/28 16:16:50	5,187 3,912,599.00