

AUSTRIA CECE CTX(EUR)

ISIN: **AT0000726443** WKN: -

Overview

2024/06/26 17:45:00

Price

1,967.01 EURDifference  -0.33% (-6.57)

General attributes

ISIN	AT0000726443
Symbol	-
Country	Czechia
Instruments in index	9
Type of index	Price Index
Security type	Index

Top 5

Name	Price	+ - (%)	Trend
COLT CZ GR...	676.00	+0.90	
VIENNA INS...	29.35	+0.69	
KOFOLA CES...	304.00	+0.66	
MONETA MON...	100.00	+0.50	
ERSTE GROU...	43.98	+0.23	

Intraday **1w** 1m 6m 1y 3y

Flop 5

Name	Price	+ - (%)	Trend
CEZ AS	926.50	-0.75	
KOMERCNI B...	771.00	-0.64	
PHILIP MOR...	15,340.00	-0.52	











Intraday **1w** 1m 6m 1y 3y

5y

Information about previous performance does not guarantee future performance.
Source: FactSet

Recent research

on market

Date	Headline	Download
2024/06/24	 CNB set to cut rates this week, but by how much?	
2024/06/18	 Time to spend or to save? Households' situation af...	
2024/06/17	 The last cut in Hungary for the time being	
2024/06/12	 Czechia Recovery of the economy	
2024/06/12	 CEE Inflation will remain a key indicator to fol...	

More information on countries & regions

➤ Markets by Region

Details

2024/06/26 17:45:00

Price

1,967.01 EURDifference  -0.33% (-6.57)

General attributes

ISIN AT0000726443

Symbol -

Country Czechia

Security type Index

Instruments in index 9

Market data

Open 1,970.49 EUR

High 1,973.16 EUR

Low 1,958.72 EUR

Close (prev. day) 1,973.58 EUR

Trading volume (m) -

Volume (pcs) -

Performance and Risk

	6m	1y	3y
Perf (%)	+8.46%	+11.95%	+32.99%
Perf (abs.)	+153.39	+209.89	+487.90
Beta	-	-	-
Volatility	11.11	10.55	19.27




Information about previous performance does not guarantee future performance.

Source: FactSet

Price data

Ø price 5 days Ø volume 5 days (pcs.)	1,964.82 EUR (0)
Ø price 30 days Ø volume 30 days (pcs.)	1,989.86 EUR (0)
Ø price 100 days Ø volume 100 days (pcs.)	1,925.36 EUR (0)
Ø price 250 days Ø volume 250 days (pcs.)	1,845.53 EUR (0)
YTD High date	2,033.21 EUR (2024/05/21)
YTD Low date	1,791.79 EUR (2024/03/05)
52 Weeks High date	2,033.21 EUR (2024/05/21)
52 Weeks Low date	1,678.41 EUR (2023/06/29)

Composition

Name  ISIN	Price	Diff %  Diff +/-	Performance 	Date Time	Turnover Pc.  Turnover Money 
CEZ AS CZ0005112300	926.50	-0.75% -7.00		24/06/26 16:24:32	305,241 282,337,313.50
COLT CZ GROUP SE CZK0.10 CZ0009008942	676.00	0.90% 6.00		24/06/26 16:15:07	4,408 2,972,722.00
ERSTE GROUP BANK AG AT0000652011	1,091.50	0.23% 2.50		24/06/26 16:15:16	29,600 32,282,334.50
KOFOLA CESKOSLOVENSKO AS ... CZ0009000121	304.00	0.66% 2.00		24/06/26 16:15:02	9,290 2,805,275.00
KOMERCNI BANKA CZ0008019106	771.00	-0.64% -5.00		24/06/26 16:15:14	75,700 58,455,864.50
MONETA MONEY BANK A.S. CZ0008040318	100.00	0.50% 0.50		24/06/26 16:15:19	419,358 41,956,651.10
PHILIP MORRIS(CZ) CZK1000 CS0008418869	15,340.00	-0.52% -80.00		24/06/26 16:15:20	281 4,319,720.00
PRIMOCO UAV SE CZK1 CZ0005135970	910.00	0.00% 0.00		24/06/26 16:09:56	150 136,000.00
VIENNA INSURANCE GROUP AT0000908504	731.00	0.69% 5.00		24/06/26 16:03:43	3,209 2,339,665.00