

AUSTRIA CECE CTX(EUR)

ISIN: AT0000726443 WKN: -

Overview

2024/05/10 17:45:00

Price

1,982.33 EURDifference  -0.15% (-3.07)


General attributes

ISIN	AT0000726443
Symbol	-
Country	Czechia
Instruments in index	9
Type of index	Price Index
Security type	Index

Market data







Open	1,984.17 EUR
High	1,996.88 EUR
Low	1,974.57 EUR
Close (prev. day)	1,985.40 EUR
Trading volume (m)	-
Volume (pcs)	-

Top 5

Name 	Price	+ - (%)	Trend 
VIENNA INS...	30.50	+1.21	
PHILIP MOR...	14,840.00	+0.82	
KOFOLO CES...	275.00	+0.73	
ERSTE GROU...	45.70	+0.31	

Intraday **1w** 1m 6m 1y 3y

Flop 5

Name 	Price	+ - (%)	Trend 
CEZ AS	902.50	-1.15	
MONETA MON...	97.20	-0.72	
PRIMOCO UA...	855.00	-0.58	
KOMERCNI B...	796.50	-0.19	

Intraday **1w** 1m 6m 1y 3y

5y



Information about previous performance does not guarantee future performance.

Source: FactSet

Recent research

on market

Date	Headline	Download
2024/05/10	 EU News Monthly May 2024	
2024/05/07	 Corporate Credit Monitor CEE	
2024/05/07	 Corporate Credit Monitor CEE (DE)	
2024/05/07	 Industrial developments remain volatile	
2024/05/06	 Mixed data on retail sales and industrial output	

Futures and Options

Related Futures -

Related Options -

Details

2024/05/10 17:45:00

Price

1,982.33 EUR

Difference

**-0.15%** (-3.07)

General attributes

ISIN AT0000726443

Symbol -

Country Czechia

Security type Index

Instruments in index 9

Market data

Open 1,984.17 EUR

High 1,996.88 EUR

Low 1,974.57 EUR

Close (prev. day) 1,985.40 EUR

Trading volume (m) -

Volume (pcs) -

Performance and Risk

	6m	1y	3y
Perf (%)	+12.16%	+4.45%	+40.55%
Perf (abs.)	+214.99	+84.53	+571.94
Beta	-	-	-
Volatility	10.56	11.02	19.26





Information about previous performance does not guarantee future performance.

Source: FactSet

Price data

Ø price 5 days Ø volume 5 days (pcs.)	1,971.48 EUR (0)
Ø price 30 days Ø volume 30 days (pcs.)	1,947.86 EUR (0)
Ø price 100 days Ø volume 100 days (pcs.)	1,878.76 EUR (0)
Ø price 250 days Ø volume 250 days (pcs.)	1,812.98 EUR (0)
YTD High date	1,996.88 EUR (2024/05/10)
YTD Low date	1,791.79 EUR (2024/03/05)
52 Weeks High date	1,996.88 EUR (2024/05/10)
52 Weeks Low date	1,678.41 EUR (2023/06/29)

Composition

Name  ISIN	Price	Diff %  Diff +/-	Performance 	Date Time	Turnover Pc.  Turnover Money 
CEZ AS CZ0005112300	902.50	-1.15% -10.50		24/05/10 16:16:14	253,223 231,073,566.50
COLT CZ GROUP SE CZK0.10 CZ0009008942	684.00	0.00% 0.00		24/05/10 16:15:13	4,686 3,209,582.00
ERSTE GROUP BANK AG AT0000652011	1,134.50	0.31% 3.50		24/05/10 16:18:08	59,687 67,770,826.50
KOFOLA CESKOSLOVENSKO AS ... CZ0009000121	275.00	0.73% 2.00		24/05/10 16:15:12	7,317 2,013,525.00
KOMERCNI BANKA CZ0008019106	796.50	-0.19% -1.50		24/05/10 16:20:11	149,920 119,183,476.50
MONETA MONEY BANK A.S. CZ0008040318	97.20	-0.72% -0.70		24/05/10 16:15:05	303,804 29,718,411.70
PHILIP MORRIS(CZ) CZK1000 CS0008418869	14,840.00	0.82% 120.00		24/05/10 16:17:06	797 11,866,240.00
PRIMOCO UAV SE CZK1 CZ0005135970	855.00	-0.58% -5.00		24/05/10 16:15:05	3,929 3,323,880.00
VIENNA INSURANCE GROUP AT0000908504	755.00	1.21% 9.00		24/05/10 15:45:18	12,407 9,371,342.00