

AUSTRIA CECE CTX(EUR)

ISIN: AT0000726443 WKN: -

Overview

2024/05/09 10:30:20

Price

1,966.41 EURDifference  -0.36% (-7.05)

General attributes

ISIN	AT0000726443
Symbol	-
Country	Czechia
Instruments in index	9
Type of index	Price Index
Security type	Index

Market data

Open	1,972.99 EUR
High	1,977.62 EUR
Low	1,964.77 EUR
Close (prev. day)	1,973.46 EUR
Trading volume (m)	-
Volume (pcs)	-

Top 5

Name	Price	+ - (%)	Trend
VIENNA INS...	29.95	+0.68	
MONETA MON...	98.10	+0.62	
KOFOLA CES...	273.00	+0.37	

Intraday 1w 1m 6m 1y 3y

Flop 5

Name	Price	+ - (%)	Trend
PHILIP MOR...	14,780.00	-6.34	
KOMERCNI B...	792.50	-0.69	
ERSTE GROU...	45.44	-0.39	
CEZ AS	889.00	-0.28	

Intraday 1w 1m 6m 1y 3y

Futures and Options

Related Futures -

5y













Information about previous performance does not guarantee future performance.

Source: FactSet

Recent research

on market

Date	Headline	Download
2024/05/07	 Corporate Credit Monitor CEE	
2024/05/07	 Corporate Credit Monitor CEE (DE)	
2024/05/07	 Industrial developments remain volatile	
2024/05/06	 Mixed data on retail sales and industrial output	
2024/05/02	 CNB may ease the pace of rate cuts	

Related Options

-

Details

2024/05/09 10:30:20

Price

1,966.41 EUR

Difference

**-0.36%** (-7.05)

General attributes

ISIN AT0000726443

Symbol -

Country Czechia

Security type Index

Instruments in index 9

Market data

Open 1,972.99 EUR

High 1,977.62 EUR

Low 1,964.77 EUR

Close (prev. day) 1,973.46 EUR

Trading volume (m) -

Volume (pcs) -

Performance and Risk

	6m	1y	3y
Perf (%)	+11.05%	+3.66%	+40.42%
Perf (abs.)	+196.32	+69.62	+568.03
Beta	-	-	-
Volatility	10.54	11.02	19.27



5y

Information about previous performance does not guarantee future performance.

Source: FactSet

Price data

Ø price 5 days Ø volume 5 days (pcs.)	1,958.49 EUR (0)
Ø price 30 days Ø volume 30 days (pcs.)	1,941.32 EUR (0)
Ø price 100 days Ø volume 100 days (pcs.)	1,874.40 EUR (0)
Ø price 250 days Ø volume 250 days (pcs.)	1,811.02 EUR (0)
YTD High date	1,994.05 EUR (2024/05/03)
YTD Low date	1,791.79 EUR (2024/03/05)
52 Weeks High date	1,994.05 EUR (2024/05/03)
52 Weeks Low date	1,678.41 EUR (2023/06/29)

Composition

Name  ISIN	Price	Diff %  Diff +/-	Performance 	Date Time	Turnover Pc.  Turnover Money 
CEZ AS CZ0005112300	889.00	-0.28% -2.50		24/05/09 10:30:20	38,658 34,369,297.00
COLT CZ GROUP SE CZK0.10 CZ0009008942	683.00	0.00% 0.00		24/05/09 10:28:42	1,946 1,329,713.00
ERSTE GROUP BANK AG AT0000652011	1,136.00	-0.39% -4.50		24/05/09 10:26:05	4,384 4,979,239.00
KOFOLA CESKOSLOVENSKO AS ... CZ0009000121	273.00	0.37% 1.00		24/05/09 10:19:20	1,709 466,276.00
KOMERCNI BANKA CZ0008019106	792.50	-0.69% -5.50		24/05/09 10:28:47	64,396 51,253,679.50
MONETA MONEY BANK A.S. CZ0008040318	98.10	0.62% 0.60		24/05/09 10:30:17	122,218 11,972,520.00
PHILIP MORRIS(CZ) CZK1000 CS0008418869	14,780.00	-6.34% -1,000.00		24/05/09 10:28:17	700 10,358,820.00
PRIMOCO UAV SE CZK1 CZ0005135970	855.00	0.00% 0.00		24/05/09 10:06:30	285 243,250.00
VIENNA INSURANCE GROUP AT0000908504	745.00	0.68% 5.00		24/05/09 09:57:54	1,570 1,175,310.00