

## AUSTRIA CECE CTX(EUR)

ISIN: AT0000726443 WKN: -

## Overview

2024/05/07 16:50:00

Price

**1,973.54** EURDifference  1.48% (28.81)

## General attributes

ISIN AT0000726443

Symbol -

Country Czechia

Instruments in index 9

Type of index Price Index

Security type Index

## Market data

Open 1,944.89 EUR

High 1,973.86 EUR

Low 1,944.89 EUR

Close (prev. day) 1,944.73 EUR

Trading volume (m) -

Volume (pcs) -

## Top 5

Name 	Price	+ - (%) 	Trend 
KOMERCNI B...	798.00	+2.18 	
CEZ AS	891.50	+2.12 	
ERSTE GROU...	45.79	+1.51 	
KOFOLA CES...	272.00	+0.74 	
COLT CZ GR...	683.00	+0.44 	

Intraday 1w 1m 6m 1y 3y

## Flop 5

Name 	Price	+ - (%) 	Trend 
PHILIP MOR...	15,780.00	-1.13 	
PRIMOCO UA...	855.00	-0.58 	

Intraday 1w 1m 6m 1y 3y

## Futures and Options

Related Futures -

Related Options -

5y













Information about previous performance does not guarantee future performance.

Source: FactSet

## Recent research

on market

Date	Headline	Download
2024/05/07	 Corporate Credit Monitor CEE	
2024/05/07	 Corporate Credit Monitor CEE (DE)	
2024/05/07	 Industrial developments remain volatile	
2024/05/06	 Mixed data on retail sales and industrial output	
2024/05/02	 CNB may ease the pace of rate cuts	

## Details

2024/05/07 16:50:00

Price

**1,973.54** EUR

Difference



1.48% (28.81)

## General attributes

ISIN AT0000726443

Symbol -

Country Czechia

Security type Index

Instruments in index 9

## Market data

Open 1,944.89 EUR

High 1,973.86 EUR

Low 1,944.89 EUR

Close (prev. day) 1,944.73 EUR

Trading volume (m) -

Volume (pcs) -

## Performance and Risk

	6m	1y	3y
Perf (%)	+8.28%	+2.15%	+40.63%
Perf (abs.)	+148.65	+40.89	+561.90
Beta	-	-	-
Volatility	10.35	10.94	19.26



5y



Information about previous performance does not guarantee future performance.

Source: FactSet

## Price data

Ø price 5 days   Ø volume 5 days (pcs.)	1,955.90 EUR (0)
Ø price 30 days   Ø volume 30 days (pcs.)	1,937.25 EUR (0)
Ø price 100 days   Ø volume 100 days (pcs.)	1,872.47 EUR (0)
Ø price 250 days   Ø volume 250 days (pcs.)	1,810.17 EUR (0)
YTD High   date	1,994.05 EUR (2024/05/03)
YTD Low   date	1,791.79 EUR (2024/03/05)
52 Weeks High   date	1,994.05 EUR (2024/05/03)
52 Weeks Low   date	1,678.41 EUR (2023/06/29)

## Composition

Name  ISIN	Price	Diff %  Diff +/-	Performance 	Date Time	Turnover Pc.  Turnover Money 
CEZ AS CZ0005112300	891.50	2.12% 18.50		24/05/07 16:23:35	162,583 144,058,469.50
COLT CZ GROUP SE CZK0.10 CZ0009008942	683.00	0.44% 3.00		24/05/07 16:15:23	15,301 10,453,000.00
ERSTE GROUP BANK AG AT0000652011	1,140.50	1.51% 17.00		24/05/07 16:20:18	89,115 101,089,369.00
KOFOLA CESKOSLOVENSKO AS ... CZ0009000121	272.00	0.74% 2.00		24/05/07 16:09:45	2,140 581,811.00
KOMERCNI BANKA CZ0008019106	798.00	2.18% 17.00		24/05/07 16:19:52	322,376 254,740,874.00
MONETA MONEY BANK A.S. CZ0008040318	97.50	0.21% 0.20		24/05/07 16:17:33	381,997 37,236,345.20
PHILIP MORRIS(CZ) CZK1000 CS0008418869	15,780.00	-1.13% -180.00		24/05/07 16:19:14	2,267 35,972,460.00
PRIMOCO UAV SE CZK1 CZ0005135970	855.00	-0.58% -5.00		24/05/07 16:02:55	1,264 1,088,180.00
VIENNA INSURANCE GROUP AT0000908504	740.00	0.41% 3.00		24/05/07 15:57:17	840 624,362.00