

AUSTRIA CECE CTX(EUR)

ISIN: AT0000726443 WKN: -

Overview

2024/05/03 17:45:00

Price

1,928.80 EURDifference  -2.93% (-58.15)

General attributes

ISIN	AT0000726443
Symbol	-
Country	Czechia
Instruments in index	9
Type of index	Price Index
Security type	Index

Top 5

Name	Price	+ - (%)	Trend
COLT CZ GR...	685.00	+3.32	
MONETA MON...	96.90	+1.57	
KOFOLA CES...	272.00	+0.37	

Intraday 1w 1m 6m 1y 3y

Flop 5

Name	Price	+ - (%)	Trend
KOMERCNI B...	786.00	-10.12	
PRIMOCO UA...	860.00	-4.44	
CEZ AS	851.00	-1.22	
ERSTE GROU...	44.67	-1.11	
PHILIP MOR...	15,920.00	-0.50	

Intraday 1w 1m 6m 1y 3y



More information on countries &













5y

Information about previous performance does not guarantee future performance.
Source: FactSet

Recent research

on market

Date	Headline	Download
2024/05/02	 CNB may ease the pace of rate cuts	
2024/05/02	 CNB a press conference can be important	
2024/04/30	 Czech economy is recovering	
2024/04/29	 Focus on GDP data and central bank meeting in Czec...	
2024/04/23	 CEE Special Report Strong growth in CEE economie...	

regions

➤ Markets by Region

Details

2024/05/03 17:45:00

Price

1,928.80 EURDifference  **-2.93%** (-58.15)

General attributes

ISIN AT0000726443

Symbol -

Country Czechia

Security type Index

Instruments in index 9

Market data

Open 1,987.03 EUR

High 1,994.05 EUR

Low 1,927.61 EUR

Close (prev. day) 1,986.95 EUR

Trading volume (m) -

Volume (pcs) -

Performance and Risk

	6m	1y	3y
Perf (%)	+7.02%	+2.22%	+38.87%
Perf (abs.)	+126.59	+41.88	+539.83
Beta	-	-	-
Volatility	10.42	10.91	19.25






Information about previous performance does not guarantee future performance.

Source: FactSet

Price data

Ø price 5 days Ø volume 5 days (pcs.)	1,961.12 EUR (0)
Ø price 30 days Ø volume 30 days (pcs.)	1,934.25 EUR (0)
Ø price 100 days Ø volume 100 days (pcs.)	1,870.86 EUR (0)
Ø price 250 days Ø volume 250 days (pcs.)	1,809.44 EUR (0)
YTD High date	1,994.05 EUR (2024/05/03)
YTD Low date	1,791.79 EUR (2024/03/05)
52 Weeks High date	1,994.05 EUR (2024/05/03)
52 Weeks Low date	1,678.41 EUR (2023/06/29)

Composition

Name  ISIN	Price	Diff %  Diff +/-	Performance 	Date Time	Turnover Pc.  Turnover Money 
CEZ AS CZ0005112300	851.00	-1.22% -10.50		24/05/03 16:15:34	103,814 88,842,982.00
COLT CZ GROUP SE CZK0.10 CZ0009008942	685.00	3.32% 22.00	█	24/05/03 16:15:25	18,239 12,241,363.00
ERSTE GROUP BANK AG AT0000652011	1,115.00	-1.11% -12.50		24/05/03 16:17:24	98,577 111,006,132.50
KOFOLA CESKOSLOVENSKO AS ... CZ0009000121	272.00	0.37% 1.00		24/05/03 16:15:24	14,025 3,803,134.00
KOMERCNI BANKA CZ0008019106	786.00	-10.12% -88.50		24/05/03 16:22:59	438,805 347,879,254.50
MONETA MONEY BANK A.S. CZ0008040318	96.90	1.57% 1.50	█	24/05/03 16:15:22	321,700 31,139,746.90
PHILIP MORRIS(CZ) CZK1000 CS0008418869	15,920.00	-0.50% -80.00		24/05/03 16:09:35	786 12,534,260.00
PRIMOCO UAV SE CZK1 CZ0005135970	860.00	-4.44% -40.00		24/05/03 16:15:04	3,903 3,331,115.00
VIENNA INSURANCE GROUP AT0000908504	737.00	-0.14% -1.00		24/05/03 14:41:51	529 391,039.00