

# AUSTRIA CECE CTX(EUR)

ISIN: **AT0000726443** WKN: -

## Overview

2024/04/30 17:45:00

Price

**1,963.12** EUR

Difference ▼ -0.13% (-2.47)

### General attributes

ISIN AT0000726443

Symbol -

Country Czechia

Instruments in index 9

Type of index Price Index

Security type Index

### Top 5

Name	Price	+ - (%)	Trend
COLT CZ GR...	649.00	+1.41	<span style="color: green;">▲</span>
CEZ AS	870.00	+0.64	<span style="color: grey;">▶</span>
KOMERCNI B...	869.50	+0.52	<span style="color: grey;">▶</span>
ERSTE GROU...	43.87	+0.23	<span style="color: grey;">▶</span>

Intraday 1w 1m 6m 1y 3y

### Flop 5

Name	Price	+ - (%)	Trend
PRIMOCO UA...	920.00	-2.65	<span style="color: red;">▼</span>
MONETA MON...	95.10	-2.36	<span style="color: red;">▼</span>
VIENNA INS...	29.25	-0.81	<span style="color: grey;">▶</span>

Intraday 1w 1m 6m 1y 3y



More information on countries & regions

[▶ Markets by Region](#)



Information about previous performance does not guarantee future performance. Source: FactSet

### Recent research

on market		
Date	Headline	Download
2024/04/30	Czech economy is recovering	<a href="#">Download</a>
2024/04/29	Focus on GDP data and central bank meeting in Czec...	<a href="#">Download</a>
2024/04/23	CEE Special Report   Strong growth in CEE economie...	<a href="#">Download</a>
2024/04/21	Hungarian central bank to cut rates further	<a href="#">Download</a>
2024/04/18	CEE corporate bond rally	<a href="#">Download</a>

## Details

2024/04/30 17:45:00

Price

**1,963.12** EUR

Difference

**-0.13%** (-2.47)

## General attributes

ISIN AT0000726443

Symbol -

Country Czechia

Security type Index

Instruments in index 9

## Market data

Open 1,965.01 EUR

High 1,973.84 EUR

Low 1,954.56 EUR

Close (prev. day) 1,965.59 EUR

Trading volume (m) -

Volume (pcs) -

## Performance and Risk

	6m	1y	3y
Perf (%)	+11.22%	+4.47%	+42.36%
Perf (abs.)	+198.08	+84.04	+584.17
Beta	-	-	-
Volatility	9.51	10.45	19.18



5y







Information about previous performance does not guarantee future performance.

Source: FactSet

## Price data

Ø price 5 days   Ø volume 5 days (pcs.)	1,964.00 EUR (0)
Ø price 30 days   Ø volume 30 days (pcs.)	1,925.38 EUR (0)
Ø price 100 days   Ø volume 100 days (pcs.)	1,867.07 EUR (0)
Ø price 250 days   Ø volume 250 days (pcs.)	1,807.79 EUR (0)
YTD High   date	1,980.21 EUR (2024/04/24)
YTD Low   date	1,791.79 EUR (2024/03/05)
52 Weeks High   date	1,980.21 EUR (2024/04/24)
52 Weeks Low   date	1,678.41 EUR (2023/06/29)

## Composition

Name  ISIN	Price	Diff %  Diff +/-	Performance 	Date Time	Turnover Pc.  Turnover Money 
CEZ AS CZ0005112300	870.00	0.64% 5.50		24/04/30 16:20:45	182,205 158,760,252.00
COLT CZ GROUP SE CZK0.10 CZ0009008942	649.00	1.41% 9.00		24/04/30 16:15:13	8,171 5,253,422.00
ERSTE GROUP BANK AG AT0000652011	1,110.00	0.23% 2.50		24/04/30 16:22:58	166,924 183,812,607.00
KOFOLA CESKOSLOVENSKO AS ... CZ0009000121	270.00	0.00% 0.00		24/04/30 16:18:08	6,695 1,807,748.00
KOMERCNI BANKA CZ0008019106	869.50	0.52% 4.50		24/04/30 16:19:03	360,647 312,139,797.50
MONETA MONEY BANK A.S. CZ0008040318	95.10	-2.36% -2.30		24/04/30 16:22:44	796,212 76,170,194.60
PHILIP MORRIS(CZ) CZK1000 CS0008418869	16,000.00	0.00% 0.00		24/04/30 16:15:00	250 3,997,040.00
PRIMOCO UAV SE CZK1 CZ0005135970	920.00	-2.65% -25.00		24/04/30 16:15:00	3,178 2,907,260.00
VIENNA INSURANCE GROUP AT0000908504	734.00	-0.81% -6.00		24/04/30 16:15:04	998 733,460.00