

AUSTRIA CECE CTX(EUR)

ISIN: **AT0000726443** WKN: -

Overview

2024/04/30 13:14:14	
Price	1,959.85 EUR
Difference	▼ -0.29% (-5.74)
General attributes	
ISIN	AT0000726443
Symbol	-
Country	Czechia
Instruments in index	9
Type of index	Price Index
Security type	Index
Market data	
Open	1,965.01 EUR
High	1,973.84 EUR
Low	1,954.56 EUR
Close (prev. day)	1,965.59 EUR
Trading volume (m)	-
Volume (pcs)	-



Information about previous performance does not guarantee future performance.
Source: FactSet

Top 5

Name	Price	+/- (%)	Trend
CEZ AS	874.00	+1.10	▲

Intraday 1w 1m 6m 1y 3y

Flop 5

Name	Price	+/- (%)	Trend
PRIMOCO UA...	920.00	-2.65	▼
MONETA MON...	95.70	-1.75	▼
ERSTE GROU...	43.72	-0.86	↔
VIENNA INS...	29.30	-0.68	↔
KOFOLA CES...	269.00	-0.37	↔

Intraday 1w 1m 6m 1y 3y

Futures and Options

Related Futures	-
Related Options	-

Recent research

Date	Headline	Download
2024/04/30	Czech economy is recovering	Download
2024/04/29	Focus on GDP data and central bank meeting in Czec...	Download
2024/04/23	CEE Special Report Strong growth in CEE economie...	Download
2024/04/21	Hungarian central bank to cut rates further	Download
2024/04/18	CEE corporate bond rally	Download

Details

2024/04/30 13:14:14

Price

1,959.85 EUR

Difference

**-0.29%** (-5.74)

General attributes

ISIN AT0000726443

Symbol -

Country Czechia

Security type Index

Instruments in index 9

Market data

Open 1,965.01 EUR

High 1,973.84 EUR

Low 1,954.56 EUR

Close (prev. day) 1,965.59 EUR

Trading volume (m) -

Volume (pcs) -

Performance and Risk

	6m	1y	3y
Perf (%)	+12.49%	+4.60%	+42.14%
Perf (abs.)	+218.21	+86.51	+582.77
Beta	-	-	-
Volatility	9.52	10.47	19.18



5y














Information about previous performance does not guarantee future performance.

Source: FactSet

Price data

Ø price 5 days Ø volume 5 days (pcs.)	1,965.21 EUR (0)
Ø price 30 days Ø volume 30 days (pcs.)	1,922.27 EUR (0)
Ø price 100 days Ø volume 100 days (pcs.)	1,865.68 EUR (0)
Ø price 250 days Ø volume 250 days (pcs.)	1,807.15 EUR (0)
YTD High date	1,980.21 EUR (2024/04/24)
YTD Low date	1,791.79 EUR (2024/03/05)
52 Weeks High date	1,980.21 EUR (2024/04/24)
52 Weeks Low date	1,678.41 EUR (2023/06/29)

Composition

Name  ISIN	Price	Diff %  Diff +/-	Performance 	Date Time	Turnover Pc.  Turnover Money 
CEZ AS CZ0005112300	874.00	1.10% 9.50		24/04/30 13:14:14	66,680 58,088,468.00
COLT CZ GROUP SE CZK0.10 CZ0009008942	639.00	-0.16% -1.00		24/04/30 13:11:36	2,783 1,781,599.00
ERSTE GROUP BANK AG AT0000652011	1,098.00	-0.86% -9.50		24/04/30 13:06:03	136,412 150,102,624.50
KOFOLA CESKOSLOVENSKO AS ... CZ0009000121	269.00	-0.37% -1.00		24/04/30 13:04:27	2,173 586,821.00
KOMERCNI BANKA CZ0008019106	863.50	-0.17% -1.50		24/04/30 13:09:48	109,095 94,192,308.50
MONETA MONEY BANK A.S. CZ0008040318	95.70	-1.75% -1.70		24/04/30 13:14:08	280,019 27,023,740.80
PHILIP MORRIS(CZ) CZK1000 CS0008418869	16,000.00	0.00% 0.00		24/04/30 12:55:37	50 800,300.00
PRIMOCO UAV SE CZK1 CZ0005135970	920.00	-2.65% -25.00		24/04/30 13:09:11	3,076 2,813,660.00
VIENNA INSURANCE GROUP AT0000908504	735.00	-0.68% -5.00		24/04/30 10:58:42	687 504,886.00