

AUSTRIA CECE CTX(EUR)

ISIN: AT0000726443 WKN: -

Overview

2024/04/26 10:44:48

Price

1,961.97 EURDifference  -0.28% (-5.48)


General attributes

ISIN	AT0000726443
Symbol	-
Country	Czechia
Instruments in index	9
Type of index	Price Index
Security type	Index

Market data

Open	1,971.64 EUR
High	1,975.05 EUR
Low	1,952.24 EUR
Close (prev. day)	1,967.45 EUR
Trading volume (m)	-
Volume (pcs)	-

Top 5

Name 	Price	+ - (%)	Trend 
PRIMOCO UA...	900.00	+1.69	
ERSTE GROU...	44.67	+0.72	
CEZ AS	854.00	+0.59	
KOMERCNI B...	865.00	+0.41	
PHILIP MOR...	15,860.00	+0.38	

Intraday **1w** 1m 6m 1y 3y

Flop 5

Name 	Price	+ - (%)	Trend 
MONETA MON...	96.80	-6.38	
VIENNA INS...	29.30	-1.62	

Intraday **1w** 1m 6m 1y 3y

5y



Information about previous performance does not guarantee future performance.

Source: FactSet

Recent research

on market		
Date	Headline	Download
2024/04/23	 CEE Special Report Strong growth in CEE economie...	
2024/04/21	 Hungarian central bank to cut rates further	
2024/04/18	 CEE corporate bond rally	
2024/04/18	 Die Rally bei CEE-Corporate Bonds	
2024/04/15	 Parliamentary elections in Croatia	

Futures and Options

Related Futures -

Related Options -

Details

2024/04/26 10:44:48

Price

1,961.97 EUR

Difference

**-0.28%** (-5.48)

General attributes

ISIN AT0000726443

Symbol -

Country Czechia

Security type Index

Instruments in index 9

Market data

Open 1,971.64 EUR

High 1,975.05 EUR

Low 1,952.24 EUR

Close (prev. day) 1,967.45 EUR

Trading volume (m) -

Volume (pcs) -

Performance and Risk

	6m	1y	3y
Perf (%)	+13.28%	+2.21%	+44.56%
Perf (abs.)	+230.64	+42.53	+606.45
Beta	-	-	-
Volatility	9.55	10.78	19.16



5y













Information about previous performance does not guarantee future performance.

Source: FactSet

Price data

Ø price 5 days Ø volume 5 days (pcs.)	1,962.66 EUR (0)
Ø price 30 days Ø volume 30 days (pcs.)	1,915.82 EUR (0)
Ø price 100 days Ø volume 100 days (pcs.)	1,863.24 EUR (0)
Ø price 250 days Ø volume 250 days (pcs.)	1,806.12 EUR (0)
YTD High date	1,980.21 EUR (2024/04/24)
YTD Low date	1,791.79 EUR (2024/03/05)
52 Weeks High date	1,980.21 EUR (2024/04/24)
52 Weeks Low date	1,678.41 EUR (2023/06/29)

Composition

Name  ISIN	Price	Diff %  Diff +/-	Performance 	Date Time	Turnover Pc.  Turnover Money 
CEZ AS CZ0005112300	854.00	0.59% 5.00		24/04/26 10:45:09	22,174 18,833,974.00
COLT CZ GROUP SE CZK0.10 CZ0009008942	635.00	0.16% 1.00		24/04/26 10:40:40	2,266 1,439,237.00
ERSTE GROUP BANK AG AT0000652011	1,121.50	0.72% 8.00		24/04/26 10:43:51	16,588 18,573,751.00
KOFOLA CESKOSLOVENSKO AS ... CZ0009000121	271.00	0.00% 0.00		24/04/26 10:38:23	4,960 1,348,850.00
KOMERCNI BANKA CZ0008019106	865.00	0.41% 3.50		24/04/26 10:44:48	41,354 35,713,280.00
MONETA MONEY BANK A.S. CZ0008040318	96.80	-6.38% -6.60		24/04/26 10:42:43	343,144 32,978,796.50
PHILIP MORRIS(CZ) CZK1000 CS0008418869	15,860.00	0.38% 60.00		24/04/26 10:33:22	15 237,900.00
PRIMOCO UAV SE CZK1 CZ0005135970	900.00	1.69% 15.00		24/04/26 10:25:07	635 569,800.00
VIENNA INSURANCE GROUP AT0000908504	731.00	-1.62% -12.00		24/04/26 10:28:02	1,029 754,173.00