

AUSTRIA CECE CTX(EUR)

ISIN: **AT0000726443** WKN: -

Overview

2024/05/24 17:45:00

Price

2,021.33 EURDifference  -0.35% (-7.06)

General attributes

ISIN	AT0000726443
Symbol	-
Country	Czechia
Instruments in index	9
Type of index	Price Index
Security type	Index

Market data

Open	2,029.79 EUR
High	2,032.92 EUR
Low	2,007.23 EUR
Close (prev. day)	2,028.39 EUR
Trading volume (m)	-
Volume (pcs)	-

Top 5

Name	Price	+ - (%)	Trend
KOMERCNI B...	786.00	+0.77	
COLT CZ GR...	671.00	+0.75	

Intraday 1w 1m 6m 1y 3y

Flop 5

Name	Price	+ - (%)	Trend
ERSTE GROU...	47.13	-1.29	
MONETA MON...	96.30	-1.03	
CEZ AS	931.00	-0.96	
KOFOLA CES...	285.00	-0.70	
VIENNA INS...	31.45	-0.65	

Intraday 1w 1m 6m 1y 3y

Futures and Options

Related Futures	-
Related Options	-

5y













Information about previous performance does not guarantee future performance.

Source: FactSet

Recent research

on market

Date	Headline	Download
2024/05/23	 Corporate Credit Monitor CEE	
2024/05/23	 Corporate Credit Monitor CEE (DE)	
2024/05/19	 Hungarian central bank to cut rates further	
2024/05/15	 Corporate Credit Monitor CEE	
2024/05/15	 Corporate Credit Monitor CEE (DE)	

Details

2024/05/24 17:45:00

Price

2,021.33 EUR

Difference

**-0.35%** (-7.06)

General attributes

ISIN AT0000726443

Symbol -

Country Czechia

Security type Index

Instruments in index 9

Market data

Open 2,029.79 EUR

High 2,032.92 EUR

Low 2,007.23 EUR

Close (prev. day) 2,028.39 EUR

Trading volume (m) -

Volume (pcs) -

Performance and Risk

	6m	1y	3y
Perf (%)	+11.79%	+14.51%	+36.35%
Perf (abs.)	+213.21	+256.10	+538.86
Beta	-	-	-
Volatility	10.60	10.44	19.21




Information about previous performance does not guarantee future performance.

Source: FactSet

Price data

Ø price 5 days Ø volume 5 days (pcs.)	2,025.32 EUR (0)
Ø price 30 days Ø volume 30 days (pcs.)	1,980.87 EUR (0)
Ø price 100 days Ø volume 100 days (pcs.)	1,896.17 EUR (0)
Ø price 250 days Ø volume 250 days (pcs.)	1,823.68 EUR (0)
YTD High date	2,033.21 EUR (2024/05/21)
YTD Low date	1,791.79 EUR (2024/03/05)
52 Weeks High date	2,033.21 EUR (2024/05/21)
52 Weeks Low date	1,678.41 EUR (2023/06/29)

Composition

Name  ISIN	Price	Diff %  Diff +/-	Performance 	Date Time	Turnover Pc.  Turnover Money 
CEZ AS CZ0005112300	931.00	-0.96% -9.00		24/05/24 16:19:19	105,647 98,371,196.50
COLT CZ GROUP SE CZK0.10 CZ0009008942	671.00	0.75% 5.00		24/05/24 16:15:09	6,819 4,583,846.00
ERSTE GROUP BANK AG AT0000652011	1,152.00	-1.29% -15.00		24/05/24 16:23:46	112,676 129,787,986.00
KOFOLA CESKOSLOVENSKO AS ... CZ0009000121	285.00	-0.70% -2.00		24/05/24 16:09:30	2,440 694,848.00
KOMERCNI BANKA CZ0008019106	786.00	0.77% 6.00		24/05/24 16:23:30	200,370 156,743,066.00
MONETA MONEY BANK A.S. CZ0008040318	96.30	-1.03% -1.00		24/05/24 16:20:01	387,847 37,375,851.10
PHILIP MORRIS(CZ) CZK1000 CS0008418869	14,900.00	0.00% 0.00		24/05/24 16:15:14	281 4,196,920.00
PRIMOCO UAV SE CZK1 CZ0005135970	795.00	-0.63% -5.00		24/05/24 13:44:24	261 207,495.00
VIENNA INSURANCE GROUP AT0000908504	765.00	-0.65% -5.00		24/05/24 16:09:42	4,611 3,533,835.00