

AUSTRIA CECE CTX(EUR)

ISIN: **AT0000726443** WKN: -

Overview

2024/05/28 17:45:00

Price

1,992.97 EURDifference  -0.15% (-2.99)

General attributes

ISIN	AT0000726443
Symbol	-
Country	Czechia
Instruments in index	9
Type of index	Price Index
Security type	Index

Market data

Open	1,997.05 EUR
High	2,001.90 EUR
Low	1,991.70 EUR
Close (prev. day)	1,995.96 EUR
Trading volume (m)	-
Volume (pcs)	-

Top 5

Name 	Price	+ - (%) 	Trend 
KOFOLA CES...	290.00	+1.75	
COLT CZ GR...	681.00	+0.59	
ERSTE GROU...	45.01	+0.54	
CEZ AS	936.50	+0.11	

Intraday **1w** 1m 6m 1y 3y

Flop 5

Name 	Price	+ - (%) 	Trend 
VIENNA INS...	30.00	-1.98	
KOMERCNI B...	777.00	-1.02	
MONETA MON...	96.80	-0.21	

Intraday **1w** 1m 6m 1y 3y

Futures and Options

Related Futures	-
Related Options	-

5y













Information about previous performance does not guarantee future performance.

Source: FactSet

Recent research

on market

Date	Headline	Download
2024/05/27	 GDP in Croatia, flash inflation estimates	
2024/05/23	 Corporate Credit Monitor CEE	
2024/05/23	 Corporate Credit Monitor CEE (DE)	
2024/05/19	 Hungarian central bank to cut rates further	
2024/05/15	 Corporate Credit Monitor CEE	

Details

2024/05/28 17:45:00

Price

1,992.97 EUR

Difference

**-0.15%** (-2.99)

General attributes

ISIN AT0000726443

Symbol -

Country Czechia

Security type Index

Instruments in index 9

Market data

Open 1,997.05 EUR

High 2,001.90 EUR

Low 1,991.70 EUR

Close (prev. day) 1,995.96 EUR

Trading volume (m) -

Volume (pcs) -

Performance and Risk

	6m	1y	3y
Perf (%)	+9.67%	+12.65%	+34.35%
Perf (abs.)	+175.75	+223.74	+509.50
Beta	-	-	-
Volatility	10.74	10.50	19.23




Information about previous performance does not guarantee future performance.

Source: FactSet

Price data

Ø price 5 days Ø volume 5 days (pcs.)	2,013.61 EUR (0)
Ø price 30 days Ø volume 30 days (pcs.)	1,984.10 EUR (0)
Ø price 100 days Ø volume 100 days (pcs.)	1,898.54 EUR (0)
Ø price 250 days Ø volume 250 days (pcs.)	1,825.57 EUR (0)
YTD High date	2,033.21 EUR (2024/05/21)
YTD Low date	1,791.79 EUR (2024/03/05)
52 Weeks High date	2,033.21 EUR (2024/05/21)
52 Weeks Low date	1,678.41 EUR (2023/06/29)

Composition

Name  ISIN	Price	Diff %  Diff +/-	Performance 	Date Time	Turnover Pc.  Turnover Money 
CEZ AS CZ0005112300	936.50	0.11% 1.00		24/05/28 16:18:45	113,883 106,576,486.50
COLT CZ GROUP SE CZK0.10 CZ0009008942	681.00	0.59% 4.00		24/05/28 16:21:34	4,950 3,357,844.00
ERSTE GROUP BANK AG AT0000652011	1,108.00	0.54% 6.00		24/05/28 16:17:40	130,367 144,385,730.50
KOFOLA CESKOSLOVENSKO AS ... CZ0009000121	290.00	1.75% 5.00		24/05/28 16:15:02	6,541 1,889,022.00
KOMERCNI BANKA CZ0008019106	777.00	-1.02% -8.00		24/05/28 16:15:03	216,034 168,891,005.50
MONETA MONEY BANK A.S. CZ0008040318	96.80	-0.21% -0.20		24/05/28 16:15:23	455,911 44,094,456.70
PHILIP MORRIS(CZ) CZK1000 CS0008418869	14,900.00	0.00% 0.00		24/05/28 16:17:27	419 6,257,800.00
PRIMOCO UAV SE CZK1 CZ0005135970	810.00	0.00% 0.00		24/05/28 16:15:13	1,696 1,373,560.00
VIENNA INSURANCE GROUP AT0000908504	741.00	-1.98% -15.00		24/05/28 15:41:33	1,486 1,109,571.00