

AUSTRIA CECE CTX(EUR)

ISIN: AT0000726443 WKN: -

Overview

2024/04/16 17:45:00

Price

1,944.76 EURDifference  -0.45% (-8.84)

General attributes

ISIN AT0000726443

Symbol -


Country Czechia

Instruments in index 9






Type of index Price Index

Security type Index

Top 5

Name	Price	+ - (%)	Trend
CEZ AS	884.00	+1.03	
Intraday 1w 1m 6m 1y 3y			

Flop 5

Name	Price	+ - (%)	Trend
ERSTE GROU...	41.50	-1.73	
VIENNA INS...	28.70	-1.64	
KOMERCNI B...	869.00	-1.03	
PHILIP MOR...	15,820.00	-0.75	
MONETA MON...	102.80	-0.39	
Intraday 1w 1m 6m 1y 3y			



More information on countries & regions

[➤ Markets by Region](#)

Information about previous performance does not guarantee future performance.
Source: FactSet

Recent research

on market		
Date	Headline	Download
2024/04/15	 Parliamentary elections in Croatia	
2024/04/11	 Less aggressive monetary easing to come	
2024/04/10	 Prices of services continue to rise	
2024/04/08	 Industrial output positively surprised	
2024/04/08	 Inflation numbers and Serbia's central bank meetin...	

Details

2024/04/16 17:45:00

Price

1,944.76 EUR

Difference

**-0.45%** (-8.84)

General attributes

ISIN AT0000726443

Symbol -

Country Czechia

Security type Index

Instruments in index 9

Market data

Open 1,956.84 EUR

High 1,956.84 EUR

Low 1,933.74 EUR

Close (prev. day) 1,953.60 EUR

Trading volume (m) -

Volume (pcs) -

Performance and Risk

	6m	1y	3y
Perf (%)	+10.97%	-0.21%	+41.24%
Perf (abs.)	+192.25	-4.09	+567.85
Beta	-	-	-
Volatility	9.59	10.84	19.19



5y

Information about previous performance does not guarantee future performance.

Source: FactSet

Price data

Ø price 5 days Ø volume 5 days (pcs.)	1,945.23 EUR (0)
Ø price 30 days Ø volume 30 days (pcs.)	1,885.49 EUR (0)
Ø price 100 days Ø volume 100 days (pcs.)	1,854.25 EUR (0)
Ø price 250 days Ø volume 250 days (pcs.)	1,803.88 EUR (0)
YTD High date	1,959.75 EUR (2024/04/12)
YTD Low date	1,791.79 EUR (2024/03/05)
52 Weeks High date	1,959.75 EUR (2024/04/12)
52 Weeks Low date	1,678.41 EUR (2023/06/29)

Composition

Name  ISIN	Price	Diff %  Diff +/-	Performance 	Date Time	Turnover Pc.  Turnover Money 
CEZ AS CZ0005112300	884.00	1.03% 9.00		24/04/16 16:23:17	147,732 129,493,498.00
COLT CZ GROUP SE CZK0.10 CZ0009008942	619.00	-0.16% -1.00		24/04/16 16:15:15	17,894 11,056,426.00
ERSTE GROUP BANK AG AT0000652011	1,052.00	-1.73% -18.50		24/04/16 16:15:20	155,669 163,218,332.00
KOFOLA CESKOSLOVENSKO AS ... CZ0009000121	276.00	0.00% 0.00		24/04/16 16:09:39	740 204,438.00
KOMERCNI BANKA CZ0008019106	869.00	-1.03% -9.00		24/04/16 16:24:05	307,880 267,843,061.50
MONETA MONEY BANK A.S. CZ0008040318	102.80	-0.39% -0.40		24/04/16 16:15:26	313,880 32,350,555.80
PHILIP MORRIS(CZ) CZK1000 CS0008418869	15,820.00	-0.75% -120.00		24/04/16 16:15:25	292 4,626,440.00
PRIMOCO UAV SE CZK1 CZ0005135970	900.00	0.00% 0.00		24/04/16 15:29:13	629 565,950.00
VIENNA INSURANCE GROUP AT0000908504	720.00	-1.64% -12.00		24/04/16 16:05:12	2,179 1,572,832.00