

## AUSTRIA CECE CTX(EUR)

ISIN: AT0000726443 WKN: -

## Overview

2024/05/06 16:12:00

Price

**1,945.18** EURDifference  0.85% (16.38)

## General attributes

ISIN	AT0000726443
Symbol	-
Country	Czechia
Instruments in index	9
Type of index	Price Index
Security type	Index

## Market data

Open	1,927.76 EUR
High	1,946.84 EUR
Low	1,927.41 EUR
Close (prev. day)	1,928.80 EUR
Trading volume (m)	-
Volume (pcs)	-

## Top 5

Name 	Price	+ - (%)	Trend 
CEZ AS	870.50	+2.29	
ERSTE GROU...	44.98	+0.90	
PHILIP MOR...	15,960.00	+0.25	
MONETA MON...	97.10	+0.21	

Intraday 1w 1m 6m 1y 3y

## Flop 5

Name 	Price	+ - (%)	Trend 
KOFOLA CES...	270.00	-0.74	
COLT CZ GR...	680.00	-0.73	
KOMERCNI B...	783.50	-0.32	

Intraday 1w 1m 6m 1y 3y

## Futures and Options

Related Futures -

5y













Information about previous performance does not guarantee future performance.

Source: FactSet

## Recent research

## on market

Date	Headline	Download
2024/05/06	 Mixed data on retail sales and industrial output	
2024/05/02	 CNB may ease the pace of rate cuts	
2024/05/02	 CNB a press conference can be important	
2024/04/30	 Czech economy is recovering	
2024/04/29	 Focus on GDP data and central bank meeting in Czec...	

**Related Options**

-

## Details

2024/05/06 16:12:00

Price

**1,945.18** EURDifference  0.85% (16.38)

## General attributes

ISIN AT0000726443

Symbol -

Country Czechia

Security type Index

Instruments in index 9

## Market data

Open 1,927.76 EUR

High 1,946.84 EUR

Low 1,927.41 EUR

Close (prev. day) 1,928.80 EUR

Trading volume (m) -

Volume (pcs) -

## Performance and Risk

	6m	1y	3y
Perf (%)	+7.02%	+2.22%	+38.87%
Perf (abs.)	+126.59	+41.88	+539.83
Beta	-	-	-
Volatility	10.42	10.91	19.25



5y



Information about previous performance does not guarantee future performance.

Source: FactSet

## Price data

Ø price 5 days   Ø volume 5 days (pcs.)	1,961.12 EUR (0)
Ø price 30 days   Ø volume 30 days (pcs.)	1,934.25 EUR (0)
Ø price 100 days   Ø volume 100 days (pcs.)	1,870.86 EUR (0)
Ø price 250 days   Ø volume 250 days (pcs.)	1,809.44 EUR (0)
YTD High   date	1,994.05 EUR (2024/05/03)
YTD Low   date	1,791.79 EUR (2024/03/05)
52 Weeks High   date	1,994.05 EUR (2024/05/03)
52 Weeks Low   date	1,678.41 EUR (2023/06/29)

## Composition

Name  ISIN	Price	Diff %  Diff +/-	Performance 	Date Time	Turnover Pc.  Turnover Money 
CEZ AS CZ0005112300	870.50	2.29% 19.50		24/05/06 16:09:58	102,658 88,862,582.00
COLT CZ GROUP SE CZK0.10 CZ0009008942	680.00	-0.73% -5.00		24/05/06 16:07:40	8,922 6,069,419.00
ERSTE GROUP BANK AG AT0000652011	1,125.00	0.90% 10.00		24/05/06 16:08:35	53,228 59,781,506.50
KOFOLA CESKOSLOVENSKO AS ... CZ0009000121	270.00	-0.74% -2.00		24/05/06 16:09:43	1,470 398,710.00
KOMERCNI BANKA CZ0008019106	783.50	-0.32% -2.50		24/05/06 16:09:55	217,129 168,954,709.00
MONETA MONEY BANK A.S. CZ0008040318	97.10	0.21% 0.20		24/05/06 16:09:56	113,721 11,059,038.90
PHILIP MORRIS(CZ) CZK1000 CS0008418869	15,960.00	0.25% 40.00		24/05/06 16:07:28	662 10,544,820.00
PRIMOCO UAV SE CZK1 CZ0005135970	860.00	0.00% 0.00		24/05/06 16:08:41	6,179 5,271,715.00
VIENNA INSURANCE GROUP AT0000908504	737.00	0.00% 0.00		24/05/06 16:09:05	25 18,425.00