

AUSTRIA CECE CTX(EUR)

ISIN: AT0000726443 WKN: -

Overview

2024/04/19 17:45:00

Price

1,950.58 EURDifference  0.04% (0.82)

General attributes

ISIN	AT0000726443
Symbol	-
Country	Czechia
Instruments in index	9
Type of index	Price Index
Security type	Index

Market data






Open	1,948.91 EUR
High	1,953.91 EUR
Low	1,943.57 EUR
Close (prev. day)	1,949.76 EUR
Trading volume (m)	-
Volume (pcs)	-

Top 5

Name	Price	+ - (%)	Trend
ERSTE GROU...	43.00	+0.98	
VIENNA INS...	29.10	+0.27	

Intraday 1w 1m 6m 1y 3y

Flop 5

Name	Price	+ - (%)	Trend
PHILIP MOR...	15,820.00	-1.25	
KOFOLA CES...	271.00	-0.73	
KOMERCNI B...	861.50	-0.46	
COLT CZ GR...	626.00	-0.32	
CEZ AS	872.00	-0.23	

Intraday 1w 1m 6m 1y 3y

5y



Information about previous performance does not guarantee future performance.

Source: FactSet

Recent research

on market

Date	Headline	Download
2024/04/18	 CEE corporate bond rally	
2024/04/18	 Die Rally bei CEE-Corporate Bonds	
2024/04/15	 Parliamentary elections in Croatia	
2024/04/11	 Less aggressive monetary easing to come	
2024/04/10	 Prices of services continue to rise	

Futures and Options

Related Futures -

Related Options -

Details

2024/04/19 17:45:00

Price

1,950.58 EUR

Difference



0.04% (0.82)

General attributes

ISIN AT0000726443

Symbol -

Country Czechia

Security type Index

Instruments in index 9

Market data

Open 1,948.91 EUR

High 1,953.91 EUR

Low 1,943.57 EUR

Close (prev. day) 1,949.76 EUR

Trading volume (m) -

Volume (pcs) -

Performance and Risk

	6m	1y	3y
Perf (%)	+12.10%	+0.96%	+41.23%
Perf (abs.)	+210.57	+18.63	+569.43
Beta	-	-	-
Volatility	9.52	10.80	19.17



5y

Information about previous performance does not guarantee future performance.

Source: FactSet

Price data

Ø price 5 days Ø volume 5 days (pcs.)	1,948.97 EUR (0)
Ø price 30 days Ø volume 30 days (pcs.)	1,898.85 EUR (0)
Ø price 100 days Ø volume 100 days (pcs.)	1,858.11 EUR (0)
Ø price 250 days Ø volume 250 days (pcs.)	1,804.56 EUR (0)
YTD High date	1,959.75 EUR (2024/04/12)
YTD Low date	1,791.79 EUR (2024/03/05)
52 Weeks High date	1,959.75 EUR (2024/04/12)
52 Weeks Low date	1,678.41 EUR (2023/06/29)

Composition

Name  ISIN	Price	Diff %  Diff +/-	Performance 	Date Time	Turnover Pc.  Turnover Money 
CEZ AS CZ0005112300	872.00	-0.23% -2.00		24/04/19 16:16:23	114,269 99,599,588.50
COLT CZ GROUP SE CZK0.10 CZ0009008942	626.00	-0.32% -2.00		24/04/19 16:15:00	5,738 3,621,673.00
ERSTE GROUP BANK AG AT0000652011	1,080.00	0.98% 10.50		24/04/19 16:15:15	91,567 98,463,681.50
KOFOLA CESKOSLOVENSKO AS ... CZ0009000121	271.00	-0.73% -2.00		24/04/19 16:09:31	2,875 782,337.00
KOMERCNI BANKA CZ0008019106	861.50	-0.46% -4.00		24/04/19 16:15:15	203,750 175,966,965.50
MONETA MONEY BANK A.S. CZ0008040318	101.80	0.00% 0.00		24/04/19 16:15:04	360,252 36,711,769.00
PHILIP MORRIS(CZ) CZK1000 CS0008418869	15,820.00	-1.25% -200.00		24/04/19 16:22:49	215 3,434,740.00
PRIMOCO UAV SE CZK1 CZ0005135970	900.00	0.00% 0.00		24/04/19 14:58:57	9 8,100.00
VIENNA INSURANCE GROUP AT0000908504	735.00	0.27% 2.00		24/04/19 15:41:24	311 228,445.00