

## AUSTRIA CECE CTX(EUR)

ISIN: AT0000726443 WKN: -

## Overview

2023/09/22 17:45:00

Price

**1,750.36** EURDifference  0.14% (2.51)







## General attributes

ISIN	AT0000726443
Symbol	-
Country	Czech Republic
Instruments in index	9
Type of index	Price Index
Security type	Index

## Market data

Open	1,752.01 EUR
High	1,756.79 EUR
Low	1,742.78 EUR
Close (prev. day)	1,747.85 EUR
Trading volume (m)	-
Volume (pcs)	-

## Top 5

Name 	Price	+ - (%)	Trend 
KOMERCNI B...	672.00	+1.13	
KOFOLA CES...	275.00	+0.73	
PHILIP MOR...	17,400.00	+0.46	
MONETA MON...	85.00	+0.35	

Intraday 1w 1m 6m 1y 3y

## Flop 5

Name 	Price	+ - (%)	Trend 
VIENNA INS...	26.05	-1.10	
CEZ AS	969.00	-1.07	
PHOTON ENE...	54.00	-0.55	
ERSTE GROU...	32.46	-0.29	

Intraday 1w 1m 6m 1y 3y

5y



Information about previous performance does not guarantee future performance.

Source: FactSet

## Recent research

on market

Date	Headline	Download
2023/09/18	 Releases of Polish data in focus this week	
2023/09/18	 Poland will release data for August	
2023/09/12	 CEE   Sluggish recovery path	
2023/09/11	 Annual inflation on a downward trend	
2023/09/11	 Corporate Credit Monitor CEE	

**Futures and Options**

**Related Futures** -

**Related Options** -

## Details

2023/09/22 17:45:00

Price

**1,750.36** EUR

Difference



0.14% (2.51)

## General attributes

ISIN AT0000726443

Symbol -

Country Czech Republic

Security type Index

Instruments in index 9

## Market data

Open 1,752.01 EUR

High 1,756.79 EUR

Low 1,742.78 EUR

Close (prev. day) 1,747.85 EUR

Trading volume (m) -

Volume (pcs) -

## Performance and Risk

	6m	1y	3y
Perf (%)	-1.88%	+14.04%	+81.27%
Perf (abs.)	-33.53	+215.43	+784.77
Beta	-	-	-
Volatility	13.77	17.00	20.30



5y





Information about previous performance does not guarantee future performance.

Source: FactSet

## Price data

Ø price 5 days   Ø volume 5 days (pcs.)	1,750.52 EUR (0)
Ø price 30 days   Ø volume 30 days (pcs.)	1,764.79 EUR (0)
Ø price 100 days   Ø volume 100 days (pcs.)	1,773.68 EUR (0)
Ø price 250 days   Ø volume 250 days (pcs.)	1,725.03 EUR (0)
YTD High   date	1,957.55 EUR (2023/04/17)
YTD Low   date	1,565.52 EUR (2023/01/02)
52 Weeks High   date	1,957.55 EUR (2023/04/17)
52 Weeks Low   date	1,412.64 EUR (2022/10/03)

## Composition

Name  ISIN	Price	Diff %  Diff +/-	Performance 	Date Time	Turnover Pc.  Turnover Money 
CEZ AS CZ0005112300	969.00	-1.07% -10.50		23/09/22 16:19:04	81,317 78,981,527.50
COLT CZ GROUP SE CZK0.10 CZ0009008942	552.00	0.00% 0.00		23/09/22 16:15:12	1,764 968,503.00
ERSTE GROUP BANK AG AT0000652011	793.20	-0.29% -2.30		23/09/22 16:18:26	64,299 50,869,854.30
KOFOLA CESKOSLOVENSKO AS ... CZ0009000121	275.00	0.73% 2.00		23/09/22 15:56:05	4,823 1,324,460.00
KOMERCNI BANKA CZ0008019106	672.00	1.13% 7.50		23/09/22 16:21:16	127,680 85,559,174.00
MONETA MONEY BANK A.S. CZ0008040318	85.00	0.35% 0.30		23/09/22 16:15:06	149,972 12,674,677.90
PHILIP MORRIS(CZ) CZK1000 CS0008418869	17,400.00	0.46% 80.00		23/09/22 16:15:30	302 5,222,540.00
PHOTON ENERGY NV NL0010391108	54.00	-0.55% -0.30		23/09/22 15:30:49	7,284 390,473.10
VIENNA INSURANCE GROUP AT0000908504	627.50	-1.10% -7.00		23/09/22 15:41:50	120 75,553.00