

## AUSTRIA CECE CTX(EUR)

ISIN: AT0000726443 WKN: -

## Overview

2023/09/21 17:45:00

Price

**1,747.85** EURDifference  -0.41% (-7.11)





## General attributes

ISIN	AT0000726443
Symbol	-
Country	Czech Republic
Instruments in index	9
Type of index	Price Index
Security type	Index

## Market data

Open	1,751.83 EUR
High	1,756.79 EUR
Low	1,737.52 EUR
Close (prev. day)	1,754.96 EUR
Trading volume (m)	-
Volume (pcs)	-

## Top 5

Name 	Price	+ - (%)	Trend 
CEZ AS	979.50	+1.50	
COLT CZ GR...	552.00	+0.55	
PHILIP MOR...	17,320.00	+0.12	

Intraday 1w 1m 6m 1y 3y

## Flop 5

Name 	Price	+ - (%)	Trend 
ERSTE GROU...	32.42	-1.17	
KOMERCNI B...	664.50	-0.97	
PHOTON ENE...	54.30	-0.73	
VIENNA INS...	25.85	-0.55	
MONETA MON...	84.70	-0.12	

Intraday 1w 1m 6m 1y 3y

5y



Information about previous performance does not guarantee future performance.

Source: FactSet

## Recent research

on market		
Date	Headline	Download
2023/09/18	 Releases of Polish data in focus this week	
2023/09/18	 Poland will release data for August	
2023/09/12	 CEE   Sluggish recovery path	
2023/09/11	 Annual inflation on a downward trend	
2023/09/11	 Corporate Credit Monitor CEE	

**Futures and Options**

**Related Futures** -

**Related Options** -

## Details

2023/09/21 17:45:00

Price

**1,747.85** EUR

Difference

**-0.41%** (-7.11)

## General attributes

ISIN AT0000726443

Symbol -

Country Czech Republic

Security type Index

Instruments in index 9

## Market data

Open 1,751.83 EUR

High 1,756.79 EUR

Low 1,737.52 EUR

Close (prev. day) 1,754.96 EUR

Trading volume (m) -

Volume (pcs) -

## Performance and Risk

	6m	1y	3y
Perf (%)	-2.82%	+14.81%	+83.64%
Perf (abs.)	-50.64	+225.51	+796.06
Beta	-	-	-
Volatility	13.82	17.02	20.31



5y











Information about previous performance does not guarantee future performance.

Source: FactSet

## Price data

Ø price 5 days   Ø volume 5 days (pcs.)	1,751.55 EUR (0)
Ø price 30 days   Ø volume 30 days (pcs.)	1,766.35 EUR (0)
Ø price 100 days   Ø volume 100 days (pcs.)	1,774.90 EUR (0)
Ø price 250 days   Ø volume 250 days (pcs.)	1,724.02 EUR (0)
YTD High   date	1,957.55 EUR (2023/04/17)
YTD Low   date	1,565.52 EUR (2023/01/02)
52 Weeks High   date	1,957.55 EUR (2023/04/17)
52 Weeks Low   date	1,412.64 EUR (2022/10/03)

## Composition

Name  ISIN	Price	Diff %  Diff +/-	Performance 	Date Time	Turnover Pc.  Turnover Money 
CEZ AS CZ0005112300	979.50	1.50% 14.50		23/09/21 16:21:40	261,681 255,015,721.50
COLT CZ GROUP SE CZK0.10 CZ0009008942	552.00	0.55% 3.00		23/09/21 16:23:13	3,347 1,840,021.00
ERSTE GROUP BANK AG AT0000652011	795.50	-1.17% -9.40		23/09/21 16:15:03	136,971 108,735,834.90
KOFOLA CESKOSLOVENSKO AS ... CZ0009000121	273.00	0.00% 0.00		23/09/21 16:15:13	6,624 1,818,604.00
KOMERCNI BANKA CZ0008019106	664.50	-0.97% -6.50		23/09/21 16:15:17	274,407 183,124,213.50
MONETA MONEY BANK A.S. CZ0008040318	84.70	-0.12% -0.10		23/09/21 16:15:21	208,051 17,584,408.80
PHILIP MORRIS(CZ) CZK1000 CS0008418869	17,320.00	0.12% 20.00		23/09/21 16:15:17	114 1,972,420.00
PHOTON ENERGY NV NL0010391108	54.30	-0.73% -0.40		23/09/21 15:56:31	6,795 367,620.00
VIENNA INSURANCE GROUP AT0000908504	634.50	-0.55% -3.50		23/09/21 14:46:50	240 151,283.00