

AUSTRIA CECE CTX(EUR)

ISIN: **AT0000726443** WKN: -

Overview

2023/10/03 17:45:00

Price

1,735.51 EURDifference  **-0.86%** (-15.04)



General attributes

ISIN	AT0000726443
Symbol	-
Country	Czech Republic
Instruments in index	9
Type of index	Price Index
Security type	Index

Market data

Open	1,749.80 EUR
High	1,749.98 EUR
Low	1,732.07 EUR
Close (prev. day)	1,750.55 EUR
Trading volume (m)	-
Volume (pcs)	-

Top 5

Name 	Price	+ - (%) 	Trend 
PHOTON ENE...	52.90	+1.73	

Intraday 1w 1m 6m 1y 3y

Flop 5

Name 	Price	+ - (%) 	Trend 
CEZ AS	969.00	-0.92	
VIENNA INS...	25.60	-0.79	
KOMERCNI B...	668.50	-0.67	
KOFOLA CES...	269.00	-0.37	
ERSTE GROU...	32.32	-0.26	

Intraday 1w 1m 6m 1y 3y

Futures and Options

Related Futures	-
Related Options	-

5y














Information about previous performance does not guarantee future performance.

Source: FactSet

Recent research

on market

Date	Headline	Download 
2023/10/02	 More central banks' meetings	
2023/09/29	 Global Strategy 4Q 2023	
2023/09/28	 CEE Special Report Explanatory and Predictive Yi...	
2023/09/27	 Uncertainty for the rest of this year remains	
2023/09/27	 CNB press conference could give us a guidance	

Details

2023/10/03 17:45:00

Price

1,735.51 EURDifference  -0.86% (-15.04)

General attributes

ISIN AT0000726443

Symbol -

Country Czech Republic

Security type Index

Instruments in index 9

Market data

Open 1,749.80 EUR

High 1,749.98 EUR

Low 1,732.07 EUR

Close (prev. day) 1,750.55 EUR

Trading volume (m) -

Volume (pcs) -

Performance and Risk

	6m	1y	3y
Perf (%)	-5.65%	+20.69%	+84.15%
Perf (abs.)	-103.92	+297.51	+793.05
Beta	-	-	-
Volatility	12.32	16.53	20.29



5y






Information about previous performance does not guarantee future performance.

Source: FactSet

Price data

Ø price 5 days Ø volume 5 days (pcs.)	1,745.75 EUR (0)
Ø price 30 days Ø volume 30 days (pcs.)	1,755.30 EUR (0)
Ø price 100 days Ø volume 100 days (pcs.)	1,764.77 EUR (0)
Ø price 250 days Ø volume 250 days (pcs.)	1,731.86 EUR (0)
YTD High date	1,957.55 EUR (2023/04/17)
YTD Low date	1,565.52 EUR (2023/01/02)
52 Weeks High date	1,957.55 EUR (2023/04/17)
52 Weeks Low date	1,439.78 EUR (2022/10/13)

Composition

Name  ISIN	Price	Diff %  Diff +/-	Performance 	Date Time	Turnover Pc.  Turnover Money 
CEZ AS CZ0005112300	969.00	-0.92% -9.00		23/10/03 16:15:06	88,797 86,051,445.50
COLT CZ GROUP SE CZK0.10 CZ0009008942	553.00	0.00% 0.00		23/10/03 16:15:23	2,677 1,473,459.00
ERSTE GROUP BANK AG AT0000652011	793.40	-0.26% -2.10		23/10/03 16:09:13	50,134 40,001,363.60
KOFOLA CESKOSLOVENSKO AS ... CZ0009000121	269.00	-0.37% -1.00		23/10/03 16:09:34	384 103,640.00
KOMERCNI BANKA CZ0008019106	668.50	-0.67% -4.50		23/10/03 16:15:25	80,245 53,753,298.00
MONETA MONEY BANK A.S. CZ0008040318	84.30	0.00% 0.00		23/10/03 16:15:23	147,279 12,379,363.00
PHILIP MORRIS(CZ) CZK1000 CS0008418869	17,200.00	0.00% 0.00		23/10/03 16:15:06	232 3,980,040.00
PHOTON ENERGY NV NL0010391108	52.90	1.73% 0.90	█	23/10/03 16:03:38	14,755 777,201.80
VIENNA INSURANCE GROUP AT0000908504	624.00	-0.79% -5.00		23/10/03 15:27:47	479 301,356.00