

AUSTRIA CECE CTX(EUR)

ISIN: AT0000726443 WKN: -

Overview

2023/05/29 13:52:49

Price

1,767.52 EURDifference  -0.10% (-1.71)

General attributes

ISIN	AT0000726443
Symbol	-
Country	Czech Republic
Instruments in index	9
Type of index	Price Index
Security type	Index

Market data

Open	1,765.91 EUR
High	1,781.77 EUR
Low	1,765.55 EUR
Close (prev. day)	1,769.23 EUR
Trading volume (m)	-
Volume (pcs)	-

Top 5

Name 	Price	+ - (%)	Trend 
PHOTON ENE...	67.60	+0.90	
KOMERCNI B...	674.00	+0.60	
CEZ AS	1,028.00	+0.59	
Intraday	1w	1m	6m
	1y	3y	

Flop 5

Name 	Price	+ - (%)	Trend 
COLT CZ GR...	579.00	-3.18	
PHILIP MOR...	16,900.00	-0.47	
MONETA MON...	78.90	-0.25	
VIENNA INS...	25.75	-0.16	
ERSTE	30.39	-0.11	










5y



Information about previous performance does not guarantee future performance.

Source: FactSet

Recent research

on market			
Date		Headline	Download
2023/05/29		1Q23 GDP structure will be released	
2023/05/22		Hungary starts the monetary easing	
2023/05/22		Hungary starts the monetary easing	
2023/05/17		Corporate Credit Monitor CEE	
2023/05/17		Corporate Credit Monitor CEE (DE)	

GROU...

Intraday 1w 1m 6m 1y 3y

Futures and Options

Related Futures -

Related Options -

Details

2023/05/29 13:52:49

Price

1,767.52 EURDifference  -0.10% (-1.71)

General attributes

ISIN AT0000726443

Symbol -

Country Czech Republic

Security type Index

Instruments in index 9

Market data

Open 1,765.91 EUR

High 1,781.77 EUR

Low 1,765.55 EUR

Close (prev. day) 1,769.23 EUR

Trading volume (m) -

Volume (pcs) -

Performance and Risk

	6m	1y	3y
Perf (%)	+9.63%	+4.54%	+77.79%
Perf (abs.)	+155.46	+76.79	+774.12
Beta	-	-	-
Volatility	17.46	20.23	21.24



5y




Information about previous performance does not guarantee future performance.

Source: FactSet

Price data

Ø price 5 days Ø volume 5 days (pcs.)	1,770.12 EUR (0)
Ø price 30 days Ø volume 30 days (pcs.)	1,866.74 EUR (0)
Ø price 100 days Ø volume 100 days (pcs.)	1,818.74 EUR (0)
Ø price 250 days Ø volume 250 days (pcs.)	1,668.95 EUR (0)
YTD High date	1,957.55 EUR (2023/04/17)
YTD Low date	1,565.52 EUR (2023/01/02)
52 Weeks High date	1,957.55 EUR (2023/04/17)
52 Weeks Low date	1,412.64 EUR (2022/10/03)

Composition

Name  ISIN	Price	Diff %  Diff +/-	Performance 	Date Time	Turnover Pc.  Turnover Money 
CEZ AS CZ0005112300	1,028.00	0.59% 6.00		23/05/29 13:50:46	70,617 73,040,719.00
COLT CZ GROUP SE CZK0.10 CZ0009008942	579.00	-3.18% -19.00		23/05/29 13:52:49	53,124 30,732,847.00
ERSTE GROUP BANK AG AT0000652011	721.00	-0.11% -0.80		23/05/29 13:27:01	39,090 28,372,726.30
KOFOLA CESKOSLOVENSKO AS ... CZ0009000121	245.00	0.00% 0.00		23/05/29 13:47:04	779 190,446.00
KOMERCNI BANKA CZ0008019106	674.00	0.60% 4.00		23/05/29 13:51:22	34,749 23,363,067.50
MONETA MONEY BANK A.S. CZ0008040318	78.90	-0.25% -0.20		23/05/29 13:50:31	303,925 24,008,651.10
PHILIP MORRIS(CZ) CZK1000 CS0008418869	16,900.00	-0.47% -80.00		23/05/29 13:25:20	262 4,403,820.00
PHOTON ENERGY NV NL0010391108	67.60	0.90% 0.60		23/05/29 11:53:11	8,635 582,539.30
VIENNA INSURANCE GROUP AT0000908504	615.00	-0.16% -1.00		23/05/29 13:44:19	2,619 1,605,460.50