

BITTIUM OYJ

ISIN:

FI0009007264

WKN: BITTI

Overview

2022/10/05 16:01:37

Price

3.935 EUR

Difference  0.77% (0.03)

General attributes

ISIN	FI0009007264
Symbol	BITTI
Exchange	Stuttgart
Currency	EUR
Sector	Industry
Security type	Stock
Market cap (m)	143 EUR
Benchmark	OMX HELSINKI 25

Market data

Bid (Bid size)	- (0)
Ask (Ask size)	- (0)
Open	3.97 EUR
High	3.97 EUR
Low	3.935 EUR
Close (prev. day)	3.905 EUR
VWAP	-
Volume (pcs)	0
Trading volume	0.00
Number of trades	10
Last size	0

Futures and Options











Related Futures	-
Related Options	-

5y



Information about previous performance does not guarantee future performance.
Source: FactSet

Recent research

on sector		on market	
Date		Headline	Download
2022/10/05		Global Equity Ratings	
2022/10/05		Aktienempfehlungen Global	
2022/09/30		Equity Weekly	
2022/09/26		Global Equity Ratings	
2022/09/26		Aktienempfehlungen Global	

Details

2022/10/05 16:01:37

Price

3.935 EUR

Difference ▲ 0.77% (0.03)

General attributes

ISIN	F10009007264
Symbol	BITTI
Exchange	Stuttgart
Currency	EUR
Sector	Industry
Security type	Stock
Market cap (m)	143 EUR
Benchmark	OMX HELSINKI 25

Market data

Bid (Bid size)	- (0)
Ask (Ask size)	- (0)
Open	3.97 EUR
High	3.97 EUR
Low	3.935 EUR
Close (prev. day)	3.905 EUR
VWAP	-
Volume (pcs)	0
Trading volume	0.00
Number of trades	10
Last size	0

Performance and Risk

	6m	1y	3y
Perf (%)	-33.08%	-31.92%	-36.53%
Perf (abs.)	-1.95	-1.85	-2.27
Beta	0.45	0.43	0.70
Volatility	40.87	39.54	39.85

5y



Information about previous performance does not guarantee future performance.
Source: FactSet

Price data

Ø price 5 days Ø volume 5 days (pcs.)	3.788 EUR (0)
Ø price 30 days Ø volume 30 days (pcs.)	4.228 EUR (25)
Ø price 100 days Ø volume 100 days (pcs.)	4.926 EUR (8)
Ø price 250 days Ø volume 250 days (pcs.)	5.071 EUR (19)
YTD High date	5.880 EUR (2022/04/05)
YTD Low date	3.560 EUR (2022/09/30)
52 Weeks High date	5.880 EUR (2022/04/05)
52 Weeks Low date	3.560 EUR (2022/09/30)

Arbitrage views

Exchange ⊕	Date	Time	Price	Trading volume (mio.)	Number of trades
Stuttgart	2022/10/05	16:01	3.935 EUR	0.00	10
Nasdaq Helsinki	2022/10/05	17:29	3.995 EUR	0.04	61
London Stock Exchange	2021/09/14	18:14	5.75 EUR	0.00	1
Frankfurt	2022/10/05	08:06	3.955 EUR	0.00	1
Duesseldorf	2022/10/05	21:01	3.99 EUR	0.00	11

	05						
Berlin	2022/10/05	08:04	3.96 EUR	0.00		1	

Company profile

Company Logo

Contact Details

BITTIUM CORP

--

Telefon: -

Fax: -

E-mail: -

Company Profile

-