

## CAPRI HOLDINGS LTD

ISIN: VGG1890L1076 WKN: G1890L107

## Overview

2024/05/10 22:02:03

Price  
33.535 EURDifference  -0.56% (-0.19)

## General attributes

ISIN	VGG1890L1076
Symbol	CPRI
Exchange	Tradegate
Currency	EUR
Sector	Commerce
Security type	Stock
Market cap (m)	3,909 EUR
Benchmark	FTSE 100

## Market data

Bid (Bid size)	33.735 EUR (890)
Ask (Ask size)	33.825 EUR (890)
Open	33.535 EUR
High	33.535 EUR
Low	33.535 EUR
Close (prev. day)	33.725 EUR
VWAP	33.895 EUR
Volume (pcs)	-
Trading volume	-
Number of trades	1
Last size	-

## Futures and Options











Related Futures	-
Related Options	-

5y



Information about previous performance does not guarantee future performance.  
Source: FactSet

## Recent research

on sector			
Date		Headline	Download
2024/04/26		Global Equity Ratings	
2024/04/26		Aktienempfehlungen Global	
2024/04/03		Global Equity Ratings	
2024/04/03		Aktienempfehlungen Global	
2024/03/13		Global Equity Ratings	

## Details

2024/05/10 22:02:03

## Price

33.535 EUR

Difference ▼ -0.56% (-0.19)

## General attributes

ISIN	VGG1890L1076
Symbol	CPRI
Exchange	Tradegate
Currency	EUR
Sector	Commerce
Security type	Stock
Market cap (m)	3,909 EUR
Benchmark	FTSE 100

## Market data

Bid (Bid size)	33.735 EUR (890)
Ask (Ask size)	33.825 EUR (890)
Open	33.535 EUR
High	33.535 EUR
Low	33.535 EUR
Close (prev. day)	33.725 EUR
VWAP	33.895 EUR
Volume (pcs)	-
Trading volume	-
Number of trades	1
Last size	-

## Performance and Risk

	6m	1y	3y
Perf (%)	-23.96%	-0.31%	-28.25%
Perf (abs.)	-10.57	-0.11	-13.21
Beta	0.18	0.69	1.21
Volatility	19.08	51.29	51.74

5y



Information about previous performance does not guarantee future performance.  
Source: FactSet

## Price data

Ø price 5 days   Ø volume 5 days (pcs.)	33.797 EUR (172)
Ø price 30 days   Ø volume 30 days (pcs.)	36.512 EUR (403)
Ø price 100 days   Ø volume 100 days (pcs.)	41.875 EUR (302)
Ø price 250 days   Ø volume 250 days (pcs.)	41.938 EUR (518)
YTD High   date	46.895 EUR (2024/01/10)
YTD Low   date	32.215 EUR (2024/04/25)
52 Weeks High   date	50.360 EUR (2023/10/02)
52 Weeks Low   date	30.675 EUR (2023/07/17)

## Arbitrage views

Exchange	Date	Time	Price	Trading volume (mio.)	Number of trades
Tradegate	2024/05/10	22:02	33.535 EUR	0.00	1
Stuttgart	2024/05/13	20:19	33.97 EUR	0.00	4
NYSE	2024/05/13	20:42	36.64 USD	21.14	6,143
Frankfurt	2024/05/13	08:12	33.30 EUR	0.00	1
Duesseldorf	2024/05/13	19:30	33.865 EUR	0.00	5

	13						
Berlin	2024/05/ 13	08:03	33.30	EUR	0.00		1

## Company profile

### Company Logo



### Contact Details

CAPRI HOLDINGS LTD.

--

----

Telefon: -

Fax: -

E-mail: -

### Company Profile

-

#### Members of Management Board

John D. Idol      Chairman of Managing Board

Daniel T. Purefoy      Member of Executive Committee

Jenna A. Hendricks      Member of Executive Committee

Joshua Schulman      Member of Executive Committee

Krista A. Mcdonough      Member of Executive Committee

Thomas J. Edwards, Jr.      Member of Executive Committee

#### Board of directors

Jane Thompson      Member of Supervisory Board

Jean Tomlin      Member of Supervisory Board

Judy Gibbons      Member of Supervisory Board

Mahesh Madhavan      Member of Supervisory Board

Marilyn Crouther      Member of Supervisory Board

Robin Freestone      Member of Supervisory Board

Stephen Reitman      Member of Supervisory Board